

Save
£££s on upgrade

ATARI

May 1994
Issue 100
£3.60 Overseas £3.85 Hk\$17.50

EUROPRESS
ENTERPRISE

ST USER


europress
ENTERPRISE



VIDEO VITALS

10 ways to link computer graphics with your home movies

PLUS

- **FRANKFURT MUSIC SHOW NEWS**
 - **COLOUR SCANNERS**
 - **BREAKTHRU 2**
 - **TRUE IMAGE**
 - **PAPYRUS**
- 
- 9 770952



INSIDE ST ACTION : *Lotus Trilogy, Premier Manager 2, Police Quest and much more*

CGS ComputerBild are pleased to announce the arrival of *DA's Vector Pro*.

They're



DA's Vector Pro has all the features of *DA's Vector*, plus many new ones that take full advantage of the Atari computer capabilities for the first time.

Gradient fills. Now you can create custom shading for your vector designs. Both linear and radial shading is possible, and takes up very little memory as the gradients are part of the object, not multi-copies.

Blends. This innovative feature enables you to combine several objects and automatically creates shading between them. It can also "morph" between two different shapes.

Combine pixel and vector graphics. Many enhancements have been made to the program's picture fill section. Any white area can be defined as transparent. Picture fills may be rotated. Monochrome pictures can be used as fills, and re-coloured.

Multi-copier. As well as importing pictures, whole animation sequences can be loaded into the animator and mixed with vector graphics. The animation can be rendered with *InShape* or digitised from video using *DA's Picture* (Matrix version).

Camera. Another major addition to the animator is the ability to set up camera paths, zoom, and distortions. Each layer of an animation can have it's own camera.

Filters. The filters can be used in many ways; fades, tints, wipes, ghosting. Any object or picture can be used as a filter. Each layer can have a different filter. Filters can be used as masks for video genlocking.

Animation editing. *DA's Vector Pro* can cut, copy, move and loop any section of an animation.

Movie compiler. This compiler program is

included with the main Program and can be used to add soundtracks to your films. Samples in the AVR format can be loaded and synchronised to film segments. All frequencies are supported, including that of the Falcon. As well as adding sounds you can also load single frames to create presentations and slide-shows, and mix single frames with animated sequences.

DA's Picture

DA's Picture has many features not seen in any other art/ image processing packages. All the tools, modules and palettes can be moved to where they suit you, so there's no menu permanently taking up space. Virtual memory management means large pictures can be edited without massive quantities of RAM.

Dual mouse control. Each mouse button can be assigned a different tool or colour.

Tools. Pencil, marker, airbrush, water-colour, smear, dither, stamp (create & save custom brushes)

Filters. Erode, blur, sharpen, invert, contour, to name but a few. *DA's Picture* allows user defined filters to be loaded and saved.

Masks. Both 1 bit and 8 bit masks can be used. It is also possible to import greyscale pictures as masks.

Palette. User palettes may be defined and saved. The "colour pick" tool makes grabbing colours from pictures easy.

Clipboard. Cut up your images and paste them in numerous ways. The clipboard menu allows you to define many parameters before pasting an image e.g. any degree of transparency, colour saturation, negative, tinted, scaled.

Zoom. The magnify tool allows super fast zooming in and out. Simply aim the mouse

and click until you reach the required zoom level, (13 levels). Zoom out to one 17th of original size.

Vector Module. This module is used to import or draw vector graphics. You can use various tools on vector paths, for example airbrush, marker, stamp.

Gradient creator. Design gradient fills for use as backgrounds, masks etc. Gradients can be dithered to obtain many different effects.

Colour gradation. This module allows images to be re-coloured by adjusting the amount of each colour present in an image. For instance change greys to sepia, or correct the colours in a scanned or digitised picture. These settings can be saved for further use.

Print. *DA's Picture* can output directly to HP 550/LaserJet II, III, IV, Atari SLM, Canon CLC, Star NL-10 and NEC P6/7. You may also print to disk as IMG or TIFF/TIC/TIH.

Import/Export. The TIFF formats supported by all of Digital Arts' software can be loaded and saved directly. It is also possible to save compressed Tiffs, and in the Intel (P.C.) format. Many other image formats can be converted with *DA's Converter*, included with the software.

Options. *DA's Picture* is a modular program, this means peripherals such as scanners and Digitisers can be used without leaving the program. The first module (available now) is capable of digitising directly to a Falcon in 24 bit colour, and of course any other resolution, by using the *FalconEye* digitiser from Matrix. This incredibly powerful device fits into the inter-



here...

nal expansion slot and can be connected to a video recorder or camcorder. It can grab in real-time (true colour), and can also produce high quality full screens in mere seconds. Grabbed sequences can be loaded directly into **DA's Vector Pro**, and mixed with stills and vector graphics. Call us for full details of the Matrix technical specifications.


InShape

InShape is a fully integrated 3D modelling and ray-tracing package that allows you to construct objects, put them into scenes and render single frames and animations. **InShape** requires either a TT or Falcon with maths co-processor.

Modeller. The Modeller is the core of **InShape** and allows highly accurate positioning and scaling of objects (.0001mm). Complex objects can be built from components over 16 layers, or objects can be imported from *.3D2 files.

Objects can be built from the large range of materials included, you may also define and save your own materials. Materials can be a wide range of surface patterns e.g. marble, wood, spots, stripes, tiles, random, turbulent. Image mapping can be used to wrap graphics around 3D models in several different ways. Bump maps are available for extra surface detail. Choose from bumps, dents, waves, tiles, pyramids, wrinkles.

The scene editor is used to illuminate and position objects ready for rendering. Scenes can be made



to scale and illuminated in many different ways. Position the camera anywhere in the 3D world and record single frames or animations at any size between 80*80 and 1046*1046.



Formerly **Didot Professional**, this program is available in two versions; black and white, and colour design. **DA's Layout CD** is a full colour DTP system for the Atari. It is easy to learn yet immensely powerful. The interface has been fine tuned for speed and integration between text and graphics.

Text. **DA's Layout** has a built in text editor, so you don't have to continually swap programs, and search for files.

Zoom. A unique zoom method means no more endless redraws as you scroll a page. Just set two zoom levels and switch between them.

Fonts. Both Calamus and Postscript Type 1 fonts may be imported. The font management system allows fonts to be grouped and saved in libraries. The font editor enables you to make your own fonts and change existing ones.

Vector Graphics.

DA's Vector owners can import objects that incorporate pictures and gradient fills. Other formats supported are CVG, and GEM Metafile. Once imported, objects can be edited

with the vector editor, you can also make objects from scratch. Also included is a bezier tracer for converting pixel graphics. Objects may be saved in libraries that are automatically loaded with your document.

Graphic text. Text can be manipulated like an object: squash, stretch, 3D distort, and then exported.

Pictures. These can be in the TIFF or IMG format. Halftone pictures can be re-coloured. For image editing **DA's Repro** is included.

Print. All contemporary printers are supported. For exporting to Imagesetters several different formats may be used, including different Postscript types. There are even fax drivers.

Style and format Macros are stored in libraries and can easily be edited and assigned keyboard shortcuts.

Epson Scanners. We are approved agents for the Epson GT range of scanners, and can supply **GT Look II** driver software with each scanner purchase. **GT Look II** allows you to define size, magnification, dithering, screening method, colour adjustment, brightness and sharpness. For extra high resolution images **GT Look II** can scan direct to disk. **GT Look II** saves files in the formats used by all of the Digital Arts software. We can supply full technical specifications for the Epson scanners and provide demonstrations upon request.

Tabby Graphics Tablet. **Tabby** makes drawing freehand directly to the screen an easy task. Simply plug the hardware into the serial port,

install

Tabby program and it's ready for use. Ask for details on the forthcoming

Quill,

a super fast hand writing capture program or accessory that translate every flick of your pen into flawless curves, with a choice of nibs. **Quill** is ideal for signatures, hand lettering, calligraphy, tracing, cartoons and sketches.

Price List

DA's Vector	£149.00
DA's Vector Pro	£249.00
Dream Team B/W	£299.00
Dream Team CD	£499.00
DA's Picture	£149.00
InShape Intro	£149.00
InShape Intro With FPU	£199.00
Tabby Graphics Tablet	£49.95
Quill	£29.99

All prices quoted are inclusive of VAT. Please allow £5.00 for postage within the UK. For further information and to place your order, please phone us on: 081 679 7307,



or write to:
CGS ComputerBild,
231 Northborough Road,
Norbury, London,
SW16 4TU.

Contents



**Ten ways to link
computer graphics to
your home videos** **20**

midi and music ♦ emulation ♦ comms ♦ dtp ♦ business ♦ falcon

Aspects of the ST

Midi and music 78

A program that says whether that weird combination of notes just played is actually a chord

Emulation 81

A blast from the past, booting up a ZX Spectrum emulator on a TT and finding it an impressive little toy

Communications 83

André Willey discovers how to gain easier access to Internet, one of the world's biggest bulletin boards

DTP 85

How an effective masthead can greatly increase the impact of your newsletter

Business 87

Hints and tips on how to carry out effective marketing to help your business reach its full potential

Falcon 89

Getting Fastcopy up and running, plus details of a novel configuration accessory

ST ACTION LOTUS TRILOGY

Police Quest	60
PD games	64
Lotus Trilogy	68
Premier Manager 2	70
Cannon Fodder Cheat Mode	72

**Page
59**

**Sixteen pages of complete and
unrivalled Atari games coverage**

**Next
month
on sale
May 12**

specials



12 CeBIT

Atari news from the world's largest information technology show, held recently in Hanover, Germany

14 Frankfurt Music Show

An exclusive report on all the hot products and gossip from Europe's biggest Midi and music show

22 Video vitals

Make movies with your ST using effects which only five years ago were exclusive to the professionals

26 Video titling

Liven up your home videos by adding title screens and stunning computer images

50 Fun learning

We reveal the best education programs to sharpen your child's shape and colour recognition

reviews

30 Papyrus

We take a first look at HiSoft's word processor with serious DTP ambitions and find it's set to be a winner

32 Truelmage

A new image processing package which should appeal to a wide audience of DTP and general artists

40 Breakthru 2

This updated sequencer is found to be an ideal way of becoming acquainted with the world of Atari Midi

56 Colour scanners

We try two hand scanners and their accompanying programs, just released for Atari computers

regulars

7 News

Jaguar given software support boost, Monitor Man dropped from age rating system and more

10 Euro News

All that's new from around the continent including details of new ST and Falcon software

16 CoverDisk

Help and advice on getting up and running with the programs contained on this month's disk

20 Subscriptions

Take out a 12-month subscription and have a copy of your favourite magazine delivered to your home every month

36 Switch on!

The worlds of Arthur C Clarke and Isaac Asimov meet Atari computers in the studio of Britain's top science-fiction illustrator

44 Public Sector

More cheap and cheerful games, utilities and education software from the public domain

49 Write Now

You comment on price increases, where to find STFM's, and Falcon games compatibility information

54 Advice Service

Our resident technical wizard discovers the solutions to all your Atari troubles

78 Aspects

Eight pages keeping you up-to-date with all that's new in music, DTP, comms, business, emulation and the Falcon

READER OFFERS


34 Upgrade Service

Fifteen great ways to boost the power of your computer – and all offered with massive savings

82 Old offers

Why not get hold of the latest version of desktop publishing software Easy Text Professional at a bargain price?

The CoverDisk



**Enhance and touch
up pictures using
the excellent GIP
image processing
package, or play
Violence, a thrilling
shoot-'em-up with
great graphics
and gameplay**

PLUS:

- **Darklord** – This versatile and modular screen saver utility will prevent damage to your valuable monitor
- **Picswitch** – Convert numerous and varied picture formats on both the ST and other computers with this useful program

And more besides...

The DISK starts on page 16

EDITOR John Butters
ART EDITOR Terry Thiele
TECHNICAL EDITOR Darren Evans
PRODUCTION EDITOR Phil Morse
STAFF WRITERS Jonathan Maddock
Simon Clays
Adam Phillips
Tina Hackett
EDITORIAL ASSISTANT Simon Lees
AD MANAGER Barbara Newall
AD PRODUCTION Lucy Oliver
MARKETING MANAGER Sandra Childs
PRODUCTION MANAGER David Wren
CIRCULATION DIRECTOR COMAG (0895) 444055
DISTRIBUTION
SUBSCRIPTIONS 051-357 2961

Published by Europress Enterprise Ltd.
Europa House, Adlington Park,
Macclesfield SK10 4NP
Tel: 0625 878888 (all departments)
Fax: 0625 850652

CHAIRMAN Derek Meakin
MANAGING DIRECTOR Ian Bloomfield

Member of the Audit Bureau of Circulation

Atari ST User is an independent publication and Atari are not responsible for any of the articles in this issue or for any of the opinions expressed.

© 1994 Europress Enterprise Ltd.

No material may be reproduced in whole or in part without written permission.

While every care is taken, the publishers cannot be held legally responsible for any errors in articles, listings or advertisements.

EUROPRESS
ENTERPRISE

Printed in the UK by Carlisle Web Offset, Carlisle, Cumbria

Ladbroke Computing



**33 Ormskirk Rd,
Preston, Lancs,
PR1 2QP**

Ladbroke Computing International are one of the longest established home computer dealers in the U.K. We have developed an extensive customer service policy which involves testing of all hardware prior to despatch to ensure that goods arrive in working order, offering free advice and support over the phone and keeping customers informed. Although our prices are not always the cheapest we do endeavour to offer consistently good service and backup.

All prices are correct at copy date 23/3/94 (while stocks last), and are subject to change without prior notice. All prices include VAT but exclude delivery.

How to Pay

You can order by mail Cheques/Postal Orders made payable to Ladbroke Computing. Or give your credit card details over the phone.

Delivery

Postal delivery is available on small items under £40 (Normally £3, phone for details). Add £7 for courier delivery. Next working day delivery on mainland UK subject to stock (£20 for Saturday delivery).

Open Mon-Sat 9.30am to 5.00pm.

Ladbroke Computing Ltd trading as Ladbroke Computing International.

Fax: (0772) 561071

Tel: 9.00am-5.30pm (5 Lines)

(0772) 203166



Star SJ144 £449
The Star SJ144 is a Colour/Mono thermal wax transfer printer which gives glossy colour output on normal paper.

- 360 dpi resolution
- Emulates Epson LQ 860, IBM Proprinter & NEC graphics

Star

Star LC100 Colour £129.99
Star LC24/30 Colour £209.99
Starjet SJ48 Bubblejet £210
SJ48 Ink Cartridge £19

Citizen

Citizen ABC 24pin Colour £179.99
Citizen Swift 240 Colour £260

Hewlett Packard

HP Deskjet 310 £239
HP Deskjet 520 £279.99
HP Deskjet portable £199
HP Deskjet 550 Colour £429.99
Hp DJ500 Colour ink cart £26

Lasers

Ricoh LP1200 £699
Panasonic KX-P4400 £499.99
Laser £479.99
Seikosha OP104 £479.99

Add £3 for cable. Add £7 for delivery

Data Pulse Plus

- Very quiet, no fan necessary
- Dual SCSI port
- Internal Power Supply
- Device Number Selector
- 2Mb PD software free
- Free HD Turbokit

The Data Pulse Plus range of drives features a full metal case with integral PSU ideal as a monitor stand.

All Data Pulse Plus Drives now come configured with industry standard 50 way SCSI Centronics sockets which allows connection of the ICD LINK (no clock) for use on the ST or a SCSI II cable for use on the Falcon etc.

To ensure the highest possible

reliability, the drives are tested at every stage of assembly by skilled technicians.

All drives are ready to 'Plug in and Go' when you receive them. When you first boot up your hard drive you will find a wealth of Public Domain Utilities which have been selected by our support staff.

All Data Pulse Plus Drives include 12 months warranty and free phone advice and support by genuine Data Pulse Plus users.

The low power consumption of these Autoparking Autoboosting mechanisms means that they can operate well within their safe operational temperature ranges without the need for fan cooling. This coupled with the design of the case results in probably the quietest Hard Drive range available for the ST.

Re-Writeable Optical drives offer staggering density with hard drive speed. Each 3.5" optical disk stores

"Data Pulse is astonishingly fast" - Andrew Wright, ST User

128Mb with access time of 30ms and a data transfer rate of 600K per second.

Data Pulse +42Mb	£150
Data Pulse +170Mb	£270
D/P +128Mb Optical	£810
CD ROM Drive	£180

Phone for further details on CD ROM

Please note all prices quoted are for main drive unit only. Add ICD LINK for use with ST or SCSI cable for use with FALCON

ICD LINK (ST)	£79.99
SCSI Cable (Falcon)	£39.99
128Mb Optical disk	£35.00
ICD PRO Utilities	£39.99

Monitors/TV's

Dataview Mono ST £109.99

*Quality Mono monitor with Sound * Limited Offer*
The Dataview Monochrome monitor comes complete with our custom designed adaptor. The adaptor incorporates a small beeper and also a 2.5mm output for better sound reproduction. The monitor/adaptor combination is fully compatible with all ST high resolution programmes and includes a tilt/swivel stand.

Screen Beat Speakers £12.99

Multisync Monitor

Microvitec 1438 £289.99
ST Switch Box £19.99
Falcon VGA adaptor £9.99
The Microvitec 1438 is a multisync monitor compatible with both the Atari ST and the Falcon. Utilising the ST switch box it is possible to display all three ST resolutions on the same monitor. Also compatible with screen blaster for the FALCON.

"Microvitec 1440...Highly recommended"-Atari ST User

Dataview .28 SVGA £239.99
This high quality SVGA colour monitor comes complete with Falcon adaptor. The .28 dot pitch gives the highest quality picture (Falcon will only display 256 colours in high resolutions).

ST-SVGA adaptor £19.99
Falcon Composite £9.99
Falcon Scart £13.99
Falcon-ST Mon adaptor £9.99
SCART STE cable £9.99
SCART STFM cable £9.99

Scart TV

(Requires SCART Lead)

Samsung C13352X £179.99
The Samsung C13352X is a 14" SCART input TV with remote control and on-screen displays.

Modems

2400 Baud Voyager £69.99
2400 baud pocket modem, MNP 2-4 error correction, MNP5 data compression
14400 Baud Pegasus Fax Modem £159.99
14400 Baud Modem, Auto Dial, Auto answer, Lifetime limited warranty, MNP 2-4 error correction, MNP 5 data compression, S/R Class 1 & Class 2 commands, Group 3 S/R fax modem (compatible with Straight FAX™)
"With reduced call rates there's never been a better time to invest in Communications"

Falcon 030

- 16MHz 32 bit 68030 Central Processor, 16MHz Blitter, 32MHz 56001 Digital Signal Processor
 - 1.44Mb 3.5" Floppy, up to 14Mb RAM. Displays 65536 colours from 262144 palette at 768 x 480 resolution
 - 8 Channel 16 bit, high quality. Stereo sound sampling
- FALCON 1Mb RAM No HD £499**
FALCON 4Mb No HD £699
FALCON 4Mb 64Mb HD £799
FALCON 4Mb 127Mb HD £899
FALCON 4Mb 209Mb HD £999

Legend Trakball

Ergonomically designed Trak Ball. 320Dpi resolution, 2 microswitched buttons. The Legend Trak Ball is very easy to use. Unlike normal Trak balls the LEGEND is operated with the thumb freeing the fingers to click buttons

ONLY £29.99

3.5" External Drive

Zydec 3.5" External Floppy drive. Includes own external power supply.

£59.99

Eclipse Mouse

High quality 300 dpi mouse with microswitched buttons ST/AM.

£11.99

Marpet Upgrades

Marpet upgrades for the ST are "plug in" and require no soldering. They are compatible with most motherboard layouts and come with full fitting instructions. These boards accept SIMM boards and are upgradeable at a later date. Please check that MMU and Shifter are "socketed" before ordering.

Unpopulated Marpet Board £24.00
See SIMM prices below
Forget Me Clock II £13.99
512K SIMM'S £7.99
2MB SIMM'S £49.99
4MB SIMM'S £99.99

Midistudio Master

240 PPQ Midi Standard file format compatible. 100 tracks. Phrase arrangement. Very easy to use.

£9.99

Hand Scanner

- 100,200,300,400 Dpi Resolution
- 1 letter mode, 3 photo modes
- 105mm scanning head
- Includes Cartridge through port with switch box
- Supplied with Scanlite Accessory. Compatible with any graphics package which supports accessories.
- Allows scanning directly into compatible packages, such as Silhouette.

Hand Scanner+ Scanlite £99.99

Hand scanner supplied with Silhouette V1.4 Autotracing vector package (mono monitor only). £119.99

Repair Services

The Only ATARI Authorised Repair Centre in the UK

Our Atari trained technicians can repair ST's at competitive rates. We can arrange for fully insured, courier pickup and return delivery of your machine to ensure its safety. We even have a same day service which will ensure your machine is given priority and subject to fault, completed the same day.

We offer a Quotation service for £15 for which we will examine your machine and report back with an exact price for repair. If you do not wish to go ahead with the repairs then just pay the £15. However if you do go ahead then the charge is included in the minimum charge.

Please note: The minimum charge covers labour, any extra parts are chargeable.

Minimum repair charge	£35.25
Same day service	£15.00
STFM(E) PSU	£34.99
1Mb internal drive	£39.99
TOS 2.06 + Switch STFM	£65.00
Courier Pickup	£11.00
Courier Return	£7.00

PC Emulators

- Check configuration before ordering
- PC Speed STFM or STE (XT) £49.99**
AT Speed STFM (8MHz) £139.99

Games support boost for Jaguar

JAGUAR games development has been stepped up with the announcement from Atari that another 48 games makers have pledged their support this year.

It brings to almost 90 the number of companies already attracted to the revolutionary 64-bit system, with the latest partners including Populous developer Bullfrog Productions.

Among the others are Dragon's Lair publisher ReadySoft Incorporated, and Mortal Kombat developer Sculptured Software.

"We are pleased the industry's most innova-

by John Butters


tive, successful software companies continue to join the Jaguar team," said Atari president Sam Tramiel.

"Jaguar is the world's most powerful multimedia video game system. Consequently, this platform offers leading developers and publishers unprecedented creative and commercial opportunities."

Meanwhile, Atari hope that 100,000 of the consoles will be available in Britain between June and December, with full availability during the period in the United States.

The machine will be distributed to the trade through two distributors and sold to end users by independent computer and video games dealers.

A general downturn in the 16-bit console market makes Atari believe one million Europeans will next year turn to the advanced gaming technology offered by the Jaguar.



Tramiel:
Offering
creative and
commercial
opportunities

British support extends online

ONLINE information giant CompuServe (0800 289378) have announced a range of new services aimed at their 35,000 British members.

The company's product marketing, manager Martin Turner, says the first new service - expected within the next few weeks - will feature reviews of films, movies, books and theatres.

A Newswire feature due around the same time will contain news and sport information from around Britain. And the company plan to extend their financial and travel services, although Turner declined to give more details on these improvements.

"We recently launched four travel databases provided by the Automobile Association which are already proving to be very successful," said Turner. "Within the coming months we expect to introduce a number of leading UK-focused news, travel, entertainment and financial products."

Members pay around £6 per month for unlimited access to more than 70 basic services during off-peak hours. There are additional costs for access to other areas and during prime hours.




Sportster: Fax and modem for just £99

Fax modem for under £100

COMMUNICATIONS prices have fallen further, with US Robotics (0753 811180) now cutting the price of their Sportster 2400 fax modem from £149 to £99.

The move comes as rival manufacturers launch cheap modems, telephone prices continue to fall and just weeks after on-line system CompuServe cut costs for British users.

The Sportster 2,400 is aimed at home and small office users who do not need high data rates. It supports Group III, 9,600 bits per second send and receive fax with 2,400bps data throughput. The modem is BABT approved and comes with a five-year warranty.



Monitor Man:
Outdated and
unsuitable

Industry kills Monitor Man

MONITOR Man has been dropped from the games industry's classification artwork just weeks after the body representing Europe's software houses launched the age rating system.

And two games makers will not be following the ELSPA system, which is intended to ease Government and parental concern over the suitability of some software for young children.

Nintendo and Acclaim say that although they agree with the system's objectives, they would like to take a global view on the situation and are looking to the US for an alternative.

Other companies are also believed to be hoping that a replacement comes along, although many are simply relieved that Monitor Man has been removed from boxes.

There was criticism that the character was outdated and newspaper *Computer Trade Weekly* questioned its suitability for the interactive entertainment industry of the '90s.

"Several members decided that Monitor Man was not appropriate, and as a result the ELSPA logo has been put in its place," said ELSPA chairman Mark Strachan.

"We've been working on this system for a year. It was passed unanimously by members and will go ahead."

He added that while some firms were looking towards worldwide classification he thought such a system would be impractical because of different standards across the world.

News briefs

Cheap CD-ROM

LADBROKE Computing (0772 203166) plan to release a sub-£200 CD-ROM drive for all TOS-based Atari computers during the next few weeks.

★ ★ ★

Free entry

ATARI dealer Gasteiner (081-345 6000) are offering 200 Atari ST User readers free tickets to their Spotlight '94 computer show due to be held on May 28 and 29.

The event will be at the Novotel Hotel in Hammersmith, London and is expected to be attended by some of the major players in the Atari market.

The first 200 people to call 081-345 6573 and quote reference STU1 will receive free entrance.

★ ★ ★

Rombo move

ROMBO, makers of video digitiser Vidi-ST, have moved to 2B Young Square, Brucefield Industrial Estate, Livingston EH54 9BX. The new telephone number is 0506 414631.

★ ★ ★

Offer address

READERS wanting to buy DA Vector from last month's CoverDisk offer should send orders to CGS ComputerBild at their new address.

If you have already sent off but not received the program contact the company at 231 Northborough Road, Norbury, London SW16 4TU. Tel: 081-679 7307.

★ ★ ★

Readers wanted

DO you want the fame of appearing in Atari ST User? We would like to interview readers about how they use their Atari computer and the problems they encounter.

We're interested in hearing from you no matter how the machine is employed, whether it be for games playing, word processing or for running a small business.

Write to Atari ST User, Europa House, Adlington Park, Macclesfield SK10 4NP.

★ ★ ★

On sale

WATCH out for the June issue – on sale at a newsagent near you from May 12.

Silmarils games going cheap

TWO full price role playing games – Ishar and Transarctica – are being offered to Atari ST User readers for just £4.99 each. Daze Marketing say the deal is aimed at increasing the profile of Silmarils' software.

"The way we see it, there are people out there who still haven't seen the RPGs that Silmarils make," said company spokesman Cliff Guy. "Once they've seen these two games, we're sure they'll be back for more."

The offer is available direct from Daze at 2 Canfield Place, London NW6 3BT. The firm can be reached on 071-328 2762.



Cliff Guy: Sure buyers will return to Silmarils games

Modems extend Siren range

SIREN Software have added Best Data's Smart One line of modems to their range of products, with prices starting at just £69.99 for a 2,400 baud model. But according to Siren's Simon Cobb, the Smart One 1442FX costing £199 offers the best features and value for money.

It operates at between 1,200 and 14,400 bits per second, can send and receive faxes at 14,400bps and is fax Group III-compatible. The modem comes with communications software, a two-year warranty and beginners' guide. Fax software is available from the firm for an extra £49.99.

"Although a cheaper 2,400 standard modem is available, this is not really cost effective because you run up higher telephone bills," explained Cobb.

Degree starts in games design

STUDENTS will this year be able to take a degree course covering all aspects of computer games design including software engineering, graphics, design and music.

The new course is aimed at encouraging and stimulating the talent that exists in Britain and to make the country one of the leading centres of development for leisure software.

It follows concerns by managers at software houses that games players growing up with consoles don't have the programming skills developed by computer users of the 80s.

Middlesex University will be the first to offer the degree when they start a one-year Master of Arts (MA) course in September.

They say the number of places available will depend on how many applicants there are, but each student will be sponsored by a company to cover course and living costs.

It has the backing of many games makers but one of the main forces behind the concept is Domark's development manager Russell Ferrier.

"The games industry was in danger of becoming stale and tired and the only solution is to seek out new blood and bring it in," he said.

"Setting up a degree course will provide this new industry with educated design-trained graduates who will be able to bring fresh creative thinking to the whole area of consumer software."

A three-year Bachelor of Arts (BA) course will begin in the following year.

DIARY DATES

April 16

Spring All Micro Show
Venue: Bingley Hall, Staffs
Organiser: Sharward Services
(0473 272002)

Last autumn's show contained 70 exhibitors – some with ST software and hardware.

April 22 to 24

MEMS '94
Venue: Wembley, London
Organiser: Westminster Exhibitions
(0222 512128)
Britain's premier Midi and Electronic Music show.

September 20-25,

Live '94
Venue: Earls Court
Organiser: News International
(071-782 6893)

Some players in the electronic entertainment industry have pledged their support for this large consumer electronics show.

October 6-9

BBC Big Bash
Venue: NEC, Birmingham
Organiser: Haymarket Exhibitions
Future World area of this big show will contain the latest computer games and virtual reality.

October 26-30

Future Entertainment Show
Venue: Earls Court II
Organiser: Future Exhibitions
(0225 442244)
The biggest public show for computer and video games players.

Computers

520 STFM - 1Mb	£199
520 STFM - 2Mb	£249
520 STFM - 4Mb	£299
TT 030 - 32Mhz	£Call
MegaSTE 2Mb/16Mhz	£399

Special Purchase - Limited stock.

MiniS Special Offer

A complete HDD system for all STFM/E and Mega ST computer. We have managed to secure a limited quantity of low capacity Hard Drives which come supplied in our award-winning MiniS casing. This offer is valid while stocks last.

40Mb MiniS inc. Translator	£199
80Mb MiniS inc. Translator	£259

All drives carry a 1 Year Warranty

Coming Soon: Magix - Multitasking for all STs.

Falcon Add-ons

Falcon Wing 0Mb	£49.95
Falcon Wing 4Mb	£179.00
Falcon Wing 14Mb	£Call

BlowUP 030 - Software	£15.00
BlowUP 030 - Hard 1	£49.95
BlowUP 030 - Hard 2	£69.95

14" Monitors	from £99.95
Clarity 16	£99.95
Cubase Audio	In Stock
FDI - Falcon Digital Interface	In Stock

Communications

Comms Software	
Stalker	£39.95
CoNnect v2.4x	£29.95

Includes printed manual and registration

Fax Software (requires Fax Modem)	
Straight Fax v2.10	£79.95
Straight Fax upgrade to v2.1	£26.00

CD-Rom Systems	
Complete with interface for STFM/E	from £299.00

Atari Software

Atari Works	£99.95
Works with SpeedoGDOS	£129.00
MultiTOS	£49.95
SpeedoGDOS	£39.95
Photo Show	£29.95
Photo Show Pro	£49.95
Diamond Edge	£49.95
Diamond Back II	£39.95
ICD Pro Utils	£39.95
Audio Calc	£39.95
DA Vector	£149.00
Calamus v1.09N	£89.00

To order and for further information telephone or write to:

Mail Order Telephone
0753-832212

System Solutions
Windsor Business Centre,
Vansittart Road, Windsor, SL4 1SE
Fax: 0753-830344

or come to our London Showroom at:

The Desktop Centre
17-19 Blackwater Street,
London, SE22 8RS

Tel: 081-693 3355 Fax: 081-693 6936

All prices include VAT
For small items under £50 please add £2.95 P&P
Large items over £50 add £10 courier charge

Monochrome Monitors

The award winning SM14 is a perfect replacement for the Atari SM124/5 monochrome monitors. They exceed Atari's original specifications. The 14" high resolution, paperwhite FST (Flatter, Squarer Tube), gives a perfectly centred, crisp, sharp image without blurring at the edges. The SM14 comes without and the SM14s with, a speaker. The SM14f is for the Falcon. A Tilt and Swivel stand comes as standard.

The special version for STfm/Mega ST installed with Overscan, the screen enhancer, gives a 40% bigger display.

All monitors come as a plug in and go unit, complete with Atari plug, and no adaptors are necessary.

"Essential Buy, 90%"

ST Review, May 93

without audio	SM14/f	£129.95
with audio	SM14s	£149.95
OverScan ST		£39.95

MiniS - Hard Drive System

The MiniS Hard Drive System comes with drive capacities ranging from 170Mb up to 1800Mb. This full SCSI system is hardware compatible with all Atari computers, Amiga, Mac, PC etc. They are unrivalled in size, noise, speed, and style and come with a thru port for expansion.

It is the only Hard drive awarded with an Essential Buy of 92% - Atari ST Review Christmas.93 and a Gold Award of 93% - ST Format Feb.94.

- ★ Quiet fan
- ★ Dual SCSI port
- ★ Device Number Switch
- ★ Internal Power Supply
- ★ Small (2.5x6x8.5in) (WxHxD)
- ★ Smart and tough plastic case
- ★ 2 Year Warranty on all drives

	TT/Falcon	ST(FM/e)
170Mb	£279	£319
270Mb	£359	£399
340Mb	£459	£499
540Mb	£659	£699
1080Mb AV	£999	£1049
1800Mb	£1499	£1549

Please add £20 to ST(FM/e) if the LCD Link is required.
Heavy Duty professional cases with 60W Power Supply, add £50.
All Prices include VAT

Falcon 030 Systems

The Falcon is fast becoming the preferred choice for 8 track digital recording, with powerful programs such as Cubase Audio using it to its full potential. The DSP chip opens up a whole new world of Sound and Graphics, and we welcome you to visit our London Showroom for a demonstration.

We have been authorised by Atari to fit all recommended modifications without voiding the warranty.

The Line & Bass Mod. consists of a reduction of the microphone sensitivity by 6dB and removal of the bass boost from the audio output. All Falcon 030, supplied by us, come with the much talked about stability mod., free of charge, which is essential for direct to disk recording.

Bass/Line level mod.	£60
Stability mod.	£50
Falcon 030 Systems	Please Call

Hardware and Software Accelerators

The Need For Speed. Do you find yourself waiting for screen redraws? With our Hard and Software accelerators you can cut those annoying pauses. NVDI, the software accelerator, is easily installed on any hard drive or floppy boot disk, giving GEM programs an unbelievable new lease of life. NVDI has already been welcomed by thousands of Atari users because of its very high software compatibility. Special

versions for Crazy Dots and Matrix graphics cards are available.



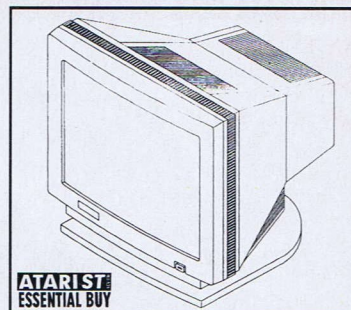
The T28/T36 Hardware accelerators boost your 8Mhz CPU into a powerful 28 or 36Mhz CPU respectively. The board fits into most STfm and MegaST computers and we are happy to arrange the fitting for you.

NVDI v2.5x	£49.95
NVDI with T28/T36	£39.95
T28 Board	£189.00
T36 Board	£279.00

Tower Systems

We stock Lighthouse Towers to suit the whole range of Atari computers, including the Falcon 030. If you are planning to add hardware to your machine you will find ample space inside the tower, giving you more room on your desktop. With the ST/STe and Falcon, the keyboard is removed from the body of the machine and re-cased, giving you a separate free standing keyboard. A complete tower can contain:

- ★ Atari ST/STe/Mega or Falcon
 - ★ Hard Drives, 40Mb-2Gb
 - ★ Up to 3 Floppy Drives
 - ★ Tape Streamers
 - ★ Memory Upgrades
 - ★ Hardware Accelerators
 - ★ PC and Macintosh Emulators
 - ★ Extra Printer and Monitor ports
- Call us now, and we will put together a complete package



Repairs and Upgrades

All repairs are carried out by qualified personnel. If you would like a quote, please ask for an estimate. Need it back in a hurry? Then ask for our professional next-day service. Call us to discuss your upgrade requirements. We fit all quality upgrade products available. We can collect and deliver by courier.

Atari Workshop are the only company in the UK with TWO full time Atari Service centres.

Windsor Service Centre:
off Duke Street, Windsor, SL4 1SE.

Tel: 0753-818816

London Service Centre:
17-19 Blackwater Street, East Dulwich,
SE22 8RS. Tel: 081-693 1919

Call the professionals
now for your personal
quote.

ATARI
WORKSHOP

Euro News

Don Maple with the latest releases and updates from across the Channel



Classics updated

TWO standard-setting programs from classic German Atari company Creative Computer Design have just been updated.

Diskus is a disk tool used to monitor and repair damaged hard and floppy disks. In v3 this handy program now includes full support for the Falcon with improved SCSI routines and the internal IDE drive resulting in a speed increase of up to 30 per cent.

The program's hard disk driver HD-DRIVER is far superior to Atari's own. Diskus is now fully MultiTOS compliant, supporting all new AES 4.1 features.

Tempus Word, the word processor, has been

upgraded to v2.8. It's available in three configurations: Junior, Student and Pro. All three can now use modules such as Calamus-Font and Write & Flip.

The program can also export files in the Calamus CTX format and it contains a new 600dpi printer driver. The new Write & Flip module uses Calamus or Speedo fonts in up to 999 point size and is capable of rotating and further manipulating them.

Tempus Word even incorporates a full calendar planner. For more information write to: Creative Computer Design, Postfach 1164, 65331 Eltville, Germany.

The Atari card

JANUS is a new IBM-compatible PC card which contains a full Atari-compatible computer. It's not an emulator but a self-contained Atari computer running TOS and using most of peripherals in your PC.

This includes the parallel and serial ports, hard and floppy disks, mouse, keyboard, graphic cards and the monitor. Even though the card only contains a 16MHz 68000, Janus is quite fast,

as most tasks – such as graphic output and data access – are passed on to the resident Intel processor.

The end result is that in many applications Janus is faster than the TT. It is priced at DM780 (about £310). The memory modules and TOS chips are priced separately. Janus is available from: VHF Computer GmbH, CAD/CAM-Systeme, Daimlerstr. 13, Germany.

Plug-and-play Internet

AS more and more people get access to the Internet – a worldwide network of computers – either directly or through services like CIX, the question of the right software comes up.

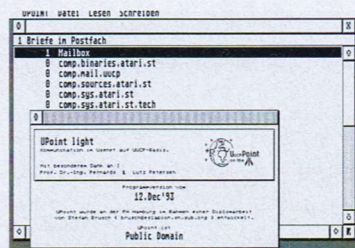
UPoint is a "plug and play" UUCP package for all Ataris including the Falcon but it requires TOS 1.4 or higher and at least 1Mb of RAM. It runs fully under GEM and contains everything needed to communicate with a UUCP site.

UPoint comes with an easy-to-use installation program and runs under MultiTOS and Magix. Email and Net-News are both supported and the program has an integrated "uucico" file transfer method.

UPoint comes in two versions: UPoint-Light which is PD and UPoint-Medium which is available from the author for DM70 (about £28). The

medium version contains additional features such as multiuser option for up to eight users, additional mail and news editing functions, archiving of sent mail and PGP message encryption.

The author of the program is Stefan Brusch, Am Bast 15, 25335 Bokholt-Hanredder, Germany.



UPoint in use



● A new Falcon bundle has just been announced in Germany after a meeting of the network of official German Atari dealers, known as ACC (Atari Competence Centres).

The bundle will comprise a Falcon of choice – with or without a hard disk – and will include two extra products: Galactic's hard disk recording program Digit2 in v1.5, and Acher, Eberl & Seibert's resolution enhancer BlowUp Hard I. The extra products add only DM150 (about £60) to the list price.

● THE MAUS network, frequently mentioned in EuroNews, has recently been expanded to include an extra newsgroup especially for Falcon users. Named ATARI.F030, the newsgroup is the direct result of an ever increasing number of Falcon owners.

Due to high activity in other 11 Atari groups – with an average of 400 new messages each day – Falcon users found it hard to weed out the relevant information. The new Falcon group has therefore been formed to rectify this.

● ANOTHER independent Atari show will be held in Germany in lieu of Atari's absence at CeBIT. Called proTOS '94, the show is dubbed "everything under the sun about Atari" and will be held on April 22 to 24 at the exhibitions grounds in the city of Ulm.

The first day will be business only but Saturday and Sunday will be open to the public. The response from Atari companies has been excellent and 1,300 square metres booked by the organisers will have to be expanded.

It will cost DM10 (£2.50) to get in and both an exhibition guide and software catalogue will be available at the door.

● AS the first official Jaguars are beginning to appear in Germany, a group of enthusiasts have formed Jaguar Club Deutschland. The club already has more than 200 members.

Membership benefits include various discounts, a user mag every three weeks (in German), and access to the club's BBS and so on.

Club members can also buy Jaguars directly through the club with over ten modules to choose from. For more info write to Carsten Nipkow, An der Ruthe 9, 58791 Werdohl, Germany.

Analogic Computers (U.K.) Ltd

Unit 6, Ashway Centre,

Elm Crescent,

Kingston-Upon-Thames, Surrey KT2 6HH

Mon-Fri. 9am to 6.30pm Sat 9am to 5pm

TEL: 081-546-9575

FAX/TEL: 081-541-4671

ANALOGIC
ANALOGIC
ANALOGIC

OFFICIAL ATARI REPAIR CENTRE

• COMPUTERS • MONITORS • REPAIRS WITHOUT DIAGNOSTIC FEES

520/1040 ST/STM/STF/STFM/STE	£59.95	} including delivery back by courier service
Monochrome, Colour Monitors excluding CRT, L.O.P.T.	£59.95	



We pick up computers for repairs and memory upgrades for Next Day delivery to us by Courier Service for only £6.00 + VAT

MEMORY UPGRADES

MARPET DEVELOPMENTS OFFICIAL XTRA-RAM DELUXE INSTALLERS

520 STF/STFM to 1 Meg.....*	£59.95	520 STE to 1 Meg.....*	£17.95
520 ST/STM/STF/STFM to 2.5 Meg.....	£89.95	520 STE to 2 Meg.....*	£59.95
520 ST/STM/STF/STFM to 4 Meg.....	£139.95	520 STE to 4 Meg.....*	£114.95

*FREE
FITTING



PROTAR PROFILE SERIES II HARD DRIVES

QUANTUM/MAXTOR MECHANISM WITH CACHE

Compatible with all ST/STF/STFM/STE/Mega ST/Mega STE/Falcon

Profile 50DC.....	£249.95	Profile 170DC.....	£369.95
Profile 120DC.....	£319.95	Profile 240DC.....	£479.95

● POA for Higher Range of Profile Series II and SCSI Bare Drive

SCSI BARE QUANTUM HARD DRIVES

WITH CACHE

50Mb	£149.95	170Mb	£269.95
120 (Maxtor) Mb.....	£199.95	240Mb	£349.95

STFM, STE, FALCON 030 COMPUTERS

**We shall try to beat any genuine
advertised Falcon prices**

P.O.A.

STE TOS-SWITCHER

with Hardware Switch

Solderless DIY Kit

STE TOS SWITCHER...£39.95

STE TOS ROMS...£39.95

STE TOS SWITCHER + 2.06 ROMS...£69.95



STFM TOS-SWITCHER

with Hardware Switch

Solderless DIY Kit

£79.95

including 2.06 ROMS

MONITORS

AMITAR

£129.95

High Resolution Monochrome Monitor

including VAT
excluding delivery

POWER SUPPLIES

STFM/STE Power Supplies (Service Exchange)£29.95

NEW STFM/STE Power supplies£49.95

PRINTERS — HP310 / 510 / 550 Colour — POA

ACCESSORIES and EMULATORS

STE/STFM Scart Lead	£14.95	10 Blank Sony Discs	£9.95
STE/STFM Lead to Philips CM8833 II£	14.95	10 Blank Unbranded Disks.....	£5.95
Philips CM8833 Dust Cover	£6.95	Forget Me Clock.....	£21.95
Twin Joystick/Mouse Port ext Lead.....	£5.95	PC Speed	£59.95
Squik Mouse.....	£14.95	AT Speed 8	£134.95
Dust Cover	£4.95	AT Speed C16.....	£199.95
Mouse Mat.....	£4.95		

DISK DRIVES

1 Meg 3.5" Internal Drive	£44.95
High Density 3.5" Internal Drive	£54.95
High Density 3.5" Internal Drive + Module.....	£79.95



- All prices include VAT and **NEXT DAY DELIVERY** subject to availability
- Fixed charge for repair does not include Disk Drive Replacement & Keyboard
 - All prices subject to change without notice
 - We reserve the right to refuse any ST Repair
 - Please allow 5 working days for cheque clearance



GUARANTEED SAME DAY DISPATCH (subject to availability)

All STFM/STE for repair or STFM for upgrade
will have **FREE** service and case cleaning

FREE

FOR A
LIMITED
PERIOD

**SPECIAL
OFFER**

Professional Service with no surcharge

WHILE-U-WAIT!!

◆ MEMORY UPGRADES ◆ TOS UPGRADES ◆ DISK DRIVE UPGRADES ◆ EMULATORS ◆ ACCELERATORS ◆ many REPAIRS

Don Maple reports from a CeBIT where, despite Atari's absence, their products were extremely well supported

The CeBIT show in Hanover, Germany is the largest computer show in the world, bigger even than the CES or COMDEX in the USA. The average 600,000 people visit 15 halls, some of which span multiple levels. The exhibition grounds are so huge that they have their own railway station, a minibus service and free taxi vans for journalists to be able to cover it all!

Traditionally, CeBIT was the place where Atari introduced their new products. Both the TT and the Falcon had their world premieres at this prestigious event.

However, due to Atari restructuring over the last 12 months and after a lot of on-again/off-again rumours, Atari decided not to attend this year.

But this did not dissuade third-party companies who exhibited on stands surrounding the spot where Atari are usually located. Ironically, that very spot was taken over by Commodore who, therefore, found themselves under siege by a ring of Atari firms.

The most impressive stand was the combined Compo/Overscan display. Compo themselves need no introduction and dazzled the crowds with Medusa T40, nicknamed the TOS workstation.

This Atari-compatible machine, introduced in Euro News several months ago, is now actually available for DM7,999 (£3,200). For this the buyer gets an attractive tower with a 32MHz Motorola 68040 processor at its heart.

This chip is double-clocked internally at 64MHz for a rated performance of 26 Mips, and it has a built-in math co-processor (FPU) and a PMMU.

The motherboard sports a full 32-bit bus clocked at 32MHz with six card slots. Up to 128Mb of RAM can be installed right on the motherboard or up to 4GB if expansion cards are used.

The ST I/O card contains all ST-compatible ports including DMA (ACSI),

two serial and one parallel port, Midi, IDE hard disk interface and an AT bus connector for PC graphic cards.

Other cards include Buscard (for the Atari laser printer), SCSI I card and a TrueColor graphics card capable of 1,100 x 900 pixel screen with 24-bit colour. Medusa ran many of the old favourites including Calamus SL.

Also new from Compo is the CD-ROM-ROM, a very ingenious solution enabling owners of older Atari ST machines to attach a CD-ROM with minimum hassle.

PORT USED

Almost all CD-ROM drives are SCSI devices which makes them unusable on a standard ST. CD-ROM-ROM not only solves that but also uses the otherwise rarely used ROM port. The package includes an external CD-ROM drive with driver software.

Falcon Speed, the PC/AT DOS emulator card for the Falcon, now runs in colour as the equivalent of DOS/Windows 3.1 with a VGA card.

Overscan is perhaps best known for its Falcon resolution enhancer Screenblaster, now in v2. The setup program which runs from the AUTO folder is now fully in GEM.

Another very useful part of the Screenblaster software is the Video Mode Generator (VMG) used to try out various screens. Screenblaster II sells for DM149 (£60).

But it was another Falcon accelerator that raised eyebrows. Afterburner 040

sports a 68LC040 processor running at 32MHz (and double-clocked internally to 64MHz). Up to 64Mb of RAM can be added to the Afterburner board using PS2 SIMMs.

An optional PCI bus expander will enable use of inexpensive PC graphic cards. Afterburner is nominally priced between DM1,600 and DM2,000 (£640 to £800).

VRAM 030 is a virtual memory manager for the Falcon and TT. It extends available memory by using a feature of the 68030 chip which enables it use the hard disk as the main system memory swapping pages of memory in or out as they are needed.

Turning to video, Overscan had a number of genlock packages including Graffiti Genloc, FalcoGen and MultiGen. Genlock is a device used to overlay computer-generated text on top of a video signal, for example, to produce titles. A related program called Overlay is just such a program and it comes with a number of default video fonts.

Finally, behind the scenes Overscan showed the Nintendo's PowerGlove with an ST interface for the ST. So far, its main market has been very specialised – people such as universities and other virtual reality research institutions.

The overall impression from CeBIT is that even without Atari the vibrant third-party support in Germany continues unabated. This is further reaffirmed with smaller shows such as FEZ-a-bit in Berlin and proTOS in Ulm, both of which will be covered in the upcoming EuroNews columns.



Thriving support for Atari

Sound ideas

Compo showed TrakCom which turns the Falcon into a sampler with an integrated multitrack sequencer. Up to ten tracks can be played back.

Another sound-related program is a voice mail system selling for DM399 (£160). It can be best described as an intelligent digital answering machine.

MUSiCOM has been upgraded to v2.1 and Studio Photo package now has a DSP module to make full use of the Falcon. Studio Photo DSP costs DM249 (about £100).

GASTEINER

Tel: 081-345 6000
Fax: 081-345 6868

SOFTWARE

HISOFT PRODUCTS

LANGUAGES

Devpac ST3	£77.95
Power Basic	£27.95
HiSoft Basic 2	£97.95
HiSoft C	£37.95
Lattice C5.6 ST/TT/Falcon	£167.00
High Speed Pascal ST/TT	£97.95
FTL Modula-2 Developer	£97.95
Nevada COBOL	£47.95
Devpac DSP	£57.95
Modern Atari System S/W	£17.95
The Atari Compendium	£37.95

UTILITIES

WERCS	£22.95
Knife ST	£22.95
Turbo ST	£22.95
Harlekin 3	£57.95
Tempus 2	£22.95
Saved!	£17.95
Diamond Back II	£37.95
Diamond Edge	£47.95
XBoot 3	£32.95
SpeedoGDOS	£32.95
MultitOS	£47.95
DataLite 2	£47.95

MISCELLANEOUS

TruePaint	£37.95
ProFlight	£27.95
Atari Works with Speedo	£127.00
Atari Works without Speedo	£97.95

BUSINESS

Superbase Professional	£97.95
K-Spread 3	£57.95
K-Spread 4	£97.95
K-Data	£37.95
K-Graph-3	£47.95

AVR PRODUCTS

Mastersound 2	£17.95
Stereomaster	£37.95
Replay 16	£127.95
Video Master	£67.95
Video Master Falcon	£97.95
Colour Master	£67.95
Video Master RGB	£107.95
Video Master RGB Falcon	£137.95
Clarity 16 Falcon	£97.95

MICRODEAL PRODUCTS

3D Calc Spreadsheet	£27.95
---------------------	--------

Personal Finance Manager	£27.95
PFM Plus	£37.95
Master CAD	£27.95
Concerto	£37.95
Quartet	£47.95

NEW PRODUCTS

Papyrus	£127.00
TrueImage	£27.95

WORD PROCESSORS

Wordwriter	£45.00
1st Word Plus V3.2	£39.95

DTP SOFTWARE

Calamus 1.09N	£95.00
Pagestream V2.2	£149.00
Calamus 5	£325.00
Timeworks Publisher 2	£39.95
Calamus SL	£545.00
OCR Software	£49.95
Touch Up (upgrade)	£27.00
Easydraw (supercharged)	£29.95
Cyber Studio	£19.00
Cyber Control	£5.00
Cyber Paint	£5.00
Truepaint (for Falcon)	£32.95
Human Design Disk	£9.00
Future Design Disk	£9.00
3D Fonts 1	£9.00
Cad 3D	£9.00
Neo Desk 3	£28.00
That's Funface	£9.00
Signs and Banners	£15.00
Calendar + Stationery	£15.00
Greetings Cards	£15.00

MUSIC SOFTWARE

EMAGIC ...we make computers groove.	
Emagic Notator SL	£279.00
Emagic Creator	£179.00
Emagic Unitor 2	£230.00
Cubeat	£150.00
Cubase Version 3	£319.00
Cubase Light	£70.00
Notator Alpha	£170.00
Cubase Audio	P.O.A.

ATARI MEMORY UPGRADES

Increase your memory:	
ST/STF/STFM + Mega ST + Falcon	
X RAM Board 0Mb	£24.95
512K to 1Mb	£29.95
Up to 2Mb	£75.00
Up to 4Mb	£125.00
8Mb for Atari ST	P.O.A.
Falcon 14Mb	£499.00
Virtual Memory	£49.00

GASTEINER STE UPGRADES

SIMM to SIPP Adaptors	£3.00
1Mb	£4.95
2Mb	£50.00
4Mb	£100.00
Atari STE 8Mb Upgrade	P.O.A.

ALFA DATA HAND SCANNER

Alfa Data Plus	£119.00
Alfa Data OCR	£149.00
System requirements 2Mb RAM + Hard Drive	
Colour Scanner for Falcon	£399.00
Mono Scanner for Falcon	£99.00

SCSI BARE HARD DRIVES

40Mb	£99.00
52Mb	£129.00
85Mb	£179.00
127Mb	£199.00
170Mb	£219.00
240Mb	£249.00
540Mb	£439.00
1 Giga	£799.00
2 Giga	£1300.00

FALCON 030 EXTRAS

SCSI II Cable	£34.95
ST Monitor Cable	£15.00
SVGA Monitor Cable	£15.00
Musicom	£43.99
Truepaint	£33.99
Cubase Audio	P.O.A.
Notator Logic	P.O.A.
400 DPI Mouse	£17.95
Microphone	£29.95
Midi Cable	£12.95
Stereo Speakers	£29.95
Stereo Headphones	£16.95

**Falcon with
14Mb RAM £999**

ACCESSORIES

Mono-Colour Monitor Switchbox	£14.95
Multi-sync Switchbox	£29.95
Printer Cable	£6.00
Modem Cable	£6.00
Null Modem Cable	£6.00
Serial Cable	£6.00
Phillips/Atari Cable	£10.00
Scart Cable	£10.00
3.5" External Drive	£50.00
3.5" 1.44Mb External Disk Drive for Atari/Mega STE/TT	£99.00
Blitz Turbo	£25.00
Power Cable (kettle lead)	£6.00
Mouse Pad (picture)	£5.00
Blank Disk (branded)	£4.49
Spike Protectors	£30.00
Dust Covers (all sorts)	£6.00
Soldering Irons	£10.00
SCSI II Cable	£34.95
Hard Drive Fans	£5.00
Midi Cables	£10.00
D.M.A. Cable	£6.00
SCSI Cable	£6.00
Optical Mouse Pad	£10.00
Disk Box (40 capacity)	£4.95
Atari to TV cable	£10.00
Printer to Switchbox	£9.95
Auto Printer Switchbox	£14.95
Disk Box (80 capacity)	£6.95

FORGET-ME-CLOCK II

Clock Cartridge for ST/STE/Falcon	
Clock Cartridge No Thru Port	£11.99
Clock Cartridge with Thru Port	£14.99

ATARI FALCON 030

A 16MHz 32 bit computer for fast processing it comes with a 1.44Mb floppy disk drive, 32k built-in speaker.
£199

Falcon 030 1Mb	POA
Falcon 030 2Mb	POA
Falcon 030 4Mb	POA
Falcon 030 4Mb + 5Mb Hard Drive	POA
Falcon 030 14Mb + 8Mb Hard Drive	POA
Falcon 030 4Mb + 120Mb Hard Drive	POA
Falcon 030 4Mb + 210Mb Hard Drive	POA

**Falcon Eagle Sonic 32 (32MHz)
Accelerator for Atari Falcon 030
£199**

AUTO MOUSE/JOYSTICK SWITCH

Allows you to instantly select either your mouse or joystick by a simple click on your mouse. You won't need to fumble around under or behind your computer to swap your mouse and joystick cable ever again, and also it saves your joystick port.
**AT A GIVEAWAY PRICE
£9.99**

FALCON 030 EXTERNAL HARD DRIVE

An economical enclosure designed to mount a single, half height, 3.5" device. Features a 40 watt power supply with a universal AC input for use throughout the world and a low noise 15C.F.M. fan to provide device cooling. Also includes the Falcon SCSI II cable.

SCSI II Casing	P.O.A.
40Mb + SCSI II Casing	P.O.A.
170Mb + SCSI II Casing	£259
270Mb + SCSI II Casing	£329
340Mb + SCSI II Casing	£429
540Mb + SCSI II Casing	£699
1080Mb + SCSI II Casing	£899
1800Mb + SCSI II Casing	£1399
1.2 Gigabyte + SCSI II Casing Floptical	P.O.A.

FALCON INTERNAL HARD DRIVES

High quality internal 2.5" IDE hard drives for the Falcon, including mounting bracket and IDE cable.

40Mb	£119.00
65Mb	£139.00
85Mb	£149.00
120Mb	£209.00
170Mb	£269.00
209Mb	£329.00

GASTEINER HARD DRIVE

Due to the massive popularity of our Gasteiner Hard Drives which we have been manufacturing for the past five years, and the demand for our cases, we are now producing a choice of cases ranging from 3.5" half height to 5.25" full height which can take a massive 1.2 Gigabyte hard drive.

We also have in stock the latest in hard drive cases which enable you to have up to 8 SCSI hard drives fitted internally all in one case. Compatible with all Atari ST/STF/STFM/STE/ Mega ST/Mega STE computers.

40Mb	£199
85Mb	P.O.A.
127Mb	£269
170Mb	£299
270Mb	£349
1.2 Gigabyte	£899
Floptical	£379
Optical 128Mb	£950
Optical 128Mb Disk	£50

**IF YOU REQUIRE A FLOPTICAL
WITH THE ABOVE HARD DRIVES
PLEASE CALL**

The above prices are inclusive of formatting and partitioning software, high powered internal power supply, manual and top link controller (also available in micro cases 2.5" wide x 6" high x 8.5" deep)

BUILD YOUR OWN HARD DRIVES FOR ATARI COMPUTERS

Casing	£35.00
45 Watt P.S.U.	£35.00
SCSI Cable	£6.00
DMA Cable	£6.00
Power Cable	£6.00
SCSI to Centronics Cable	£18.00
G.E. Soft Host Adaptor	£59.95
SCSI II Cable for Falcon	£34.95
Top Link Controller	£75.00

OFFICIAL ATARI REPAIR CENTRE

New service centre/repair for most Atari computers. We offer a quotation service of £10 for which we will examine your computer and report back with an exact quotation price for the repair, if the repair is carried out the £10 is then deducted from your bill

Official purchase orders welcome from Educational establishments and major corporates. (Strictly 14 days net). Please phone for approval.

All prices include VAT. Prices and specifications subject to change without notice. E&OE.

All goods under £50 please add £3.50 p&p and all goods above £50 please add £10 Courier Service. Next day service please call.

126 Fore Street, Upper Edmonton, London N18 2AX

Major credit cards accepted



Frankfurt plays the Atari tune

Digital audio was one of the official themes at this year's Frankfurt Musik Messe, the largest and most prestigious music fair in Europe. Not just direct-to-disk digital recording but digital synthesizers, samplers, CDs and, of course, using the computer as an aid to music making.

A glass studio in the gigantic central galleria of the Messe showed the use of digital technology in all its manifestations.

Inside, the fair contained the usual mix of computer software and hi-tech equipment enough to make any musician drool, raid their piggy bank and make an appointment with the bank manager.

Some of the most interesting developments came from the major software companies, Steinberg (distributed by Harman on 081-207 5050) and Emagic (distributed by Sound Technology on 0462 480000).

UPDATED

Steinberg have upgraded Cubase Score for the Atari to v2. New features include Groove Quantise which uses parts as patterns and takes into account velocity information.

The number of tracks has been doubled and an arpeggiator added. The number of scorewriting functions has almost doubled, too, from the original version.

Cubase Audio for the Falcon has also been updated and this, too, has doubled the number of audio tracks it supports to 16!

As an all-in-one sequencing/recording machine, the Falcon is certainly looking like an attractive and affordable proposition.

For studio users, AudioSpector is a complete audio measuring and calibration program which will replace hardware alternatives. It combines a real-time level meter, a frequency domain analyser, a phase correlator and a test-tone generator. Because the program is software, it can easily be updated.

Steinberg held one of the most interesting demos of the fair during which two musicians played together live over a telephone line! They used a special Steinberg Midi to ISDN converter which will be available towards the end of the year.

Jam with your friend at the other end of the country and boost BT's profits! More practically, it allows a session musi-

Ian Waugh finds the musical Atari fit and healthy at the massive Musik Messe music show in Frankfurt



The glass studio in the central area of the Galleria was demonstrating the theme of digital audio

cian to play in any studio in the world without leaving home.

There were also some excellent demos on the Emagic stand, principally of Notator Logic Audio (which is now just called Logic Audio). This includes two new and rather amazing features.

Logic can now take an audio input and convert it to notation. It's only monophonic so it can't do chords – yet! – but it produced an amazingly accurate transcription of a guitar solo.

The other thing it does is apply Grooves to digital audio tracks. Say you've recorded a heavy rock piece – the Groove can make it swing! And it does it almost in real-time. It takes only a few seconds longer than the length of the digital audio track. Wow! The demos were done on a Mac but Logic Audio v2 will also be available for the Falcon very soon.

Other goodies include a general upgrade of Logic to v2 with the addition of Environment faders, length and velocity Grooves and automatic communica-

tion with SoundDriver and SoundSurfer via AutoLink.

SoundSurfer is a universal sound librarian for Atari computers while SoundDriver is, according to the blurb, "the next logical step in the development of an intelligent sound management system".

It can edit and store sounds and settings, it supports over 100 devices and there's a context-sensitive help system. The integration of Logic and SoundDriver enables the sound names in Driver to appear automatically in Logic.

Other interesting Atari developments include additions to the Y-Not (from Newtronic on 081-691 1087) range of synth editors which now numbers over a dozen.

Y-Not wrote the editors for the Yamaha TG500, QY10 and QY20 which are free from Yamaha and which have been mentioned in the Aspects Music column. The latest editors support the Roland JV80/880, and the new Korg i2/i3, 05R/W and X3 instruments.

INTERESTING

There is now a Pro version of DVPI's Session Partner (also distributed by Newtronic) with lots more features. Drumatrix is a drum pattern editor which looks very interesting and will help you create drum patterns for loading into your own sequencer.

EMC (distributed by AMG on 0252 717333) also had several new editors including ones for the E-Mu Vintage Keys and the Roland JD800, JD990 and JV80/880.

Geerdes (distributed by Newtronic) were showing Delight v1.1 which used to be called StarTrack and then StarTrack Delight. It's an altogether impressive piece of sequencing/arranging software with notation, many powerful note processing functions and which even has hooks into the Lisp programming language.

The fair certainly showed signs of renewed interest in the music market and in spite of the preponderance of PCs and Mac on show, the Atari ST and Falcon are still major players in the music software league.



The EMC stand was always busy showing its range of budget-priced Atari editors and sound managers

FaST Club

For users of Atari ST & Falcon computers

7 Musters Road - Nottingham - NG2 7PP
Tel: 0602-455250 - Fax: 0602-455305

Software

- | | | | |
|---|--------|--|--------|
| <input type="checkbox"/> Address 1.6 | £12.95 | <input type="checkbox"/> Imagecopy 1 (Mono) | £ 9.95 |
| <input type="checkbox"/> Astronomy Lab | £24.95 | <input type="checkbox"/> Imagecopy Colour | £14.95 |
| <input type="checkbox"/> C-Font2 | £ 9.95 | <input type="checkbox"/> Key Master | £ 6.95 |
| <input type="checkbox"/> CalAssistant | £19.95 | <input type="checkbox"/> Molgraph 2 | £24.95 |
| <input type="checkbox"/> CalAssistant SL | £29.95 | <input type="checkbox"/> Mouse Master | £ 9.95 |
| <input type="checkbox"/> Clip Art Catalogues (2) | £ 4.00 | <input type="checkbox"/> Mouse Tricks 2.15 | £ 9.95 |
| <input type="checkbox"/> TW Clip Art Catalogue | £ 2.95 | <input type="checkbox"/> Multiprint | £ 9.95 |
| <input type="checkbox"/> TW Clip Art Set 1 | £ 8.50 | <input type="checkbox"/> PageAssistant | £29.95 |
| <input type="checkbox"/> TW Clip Art Set 2 | £ 8.50 | <input type="checkbox"/> Redacteur 3.15 | £99.00 |
| <input type="checkbox"/> TW Clip Art Set 3 | £ 8.50 | <input type="checkbox"/> Redacteur Lite | £69.00 |
| <input type="checkbox"/> Easy Text Plus DTP | £19.75 | <input type="checkbox"/> Redacteur Junior | £39.00 |
| <input type="checkbox"/> Easy Text Pro DTP | £39.95 | <input type="checkbox"/> Trimfont | £ 9.95 |
| <input type="checkbox"/> EdHack | £14.95 | <input type="checkbox"/> Ultimate Virus Killer | £ 9.95 |
| <input type="checkbox"/> Fontkit Plus 4 | £24.95 | <input type="checkbox"/> Universal Item Selector III | £14.95 |
| <input type="checkbox"/> Fonty: Calamus Font Editor | £11.95 | <input type="checkbox"/> Warp 9 | £24.95 |
| <input type="checkbox"/> FontGDOS and Drivers | £ 2.95 | <input type="checkbox"/> X-Debug | £24.95 |

Second Time Around

- ☐ 20 x 3.5" DSDD disks £5.95

Following re-organisation of our PD catalogue we have lots of disks that have been used, re-formatted and re-labelled. A bargain!

Newsletter setter

- ☐ Fontpac+ Newsletter Set £14.95

Complete set of fonts suitable for use with Timeworks Publisher or any other program that uses GEM bit-mapped fonts. Ideal for newsletters, magazines, reports, and booklets. Requires high-res monitor and 300-dpi printer.

Fonts to go

- ☐ Textstyle - launch price £14.95

Another cracking program from Jeremy Hughes, author of Imagecopy. Enter your text into Textstyle, select a Calamus or GEM font, add text effects and justification, and the resulting picture file can be imported into a whole range of packages. Great for generating headlines for wordprocessors like First Word Plus, Redacteur or Write ON; or use it with an art package such as PixArt to make posters, banners, greetings cards, etc. Thousands of applications. RRP - £19.95

- ☐ Textstyle bundle £9.95

Order Textstyle at the same time as Imagecopy2 or PixArt and save another £5.

PD and Shareware

- ☐ ST Club Catalogue Free

Probably the most comprehensive catalogue for the ST. Details on hundreds of PD and Shareware disks plus specifications of all of the products listed in this advert.

Disks cost £1.25ea; or just £1 for subscribers!

- ☐ Falcon Club Catalogue Free

Details of our Falcon specific software.

What a picture

- ☐ Imagecopy 2 £19.95

There is no better way to grab, view, convert and print images on your ST or Falcon. Supports 9-pin and 24-pin Epson compatibles, Cannon BJ, HP Desk/Laserjet mono and colour printers.

Only the best

- ☐ View II £14.95

"The most useful utility ever written" ST Format.

Fast and furious

- ☐ Warp9 v3.8 £29.95

At last, the Falcon enhanced version of our highly acclaimed screen accelerator package, Warp 9.

New stocks!

- ☐ Your Second Manual £8.95

Hidden away in an office in Denmark we have unearthed what must be the last stocks of this classic ST book. If you feel as if your computer knows more about computing than you do, then you need this book! A brilliant introductory text for beginners or anyone new to Atari computers. This is the authorised printed version of Y2M: beware of imitations!

Great fonts

- ☐ Calamus Font Set £8.50

10 DS disks of PD and Shareware fonts in a box.

- ☐ PageStream Font Set £8.50

10 DS disks of PD and Shareware fonts - includes four disks of PostScript fonts.

- ☐ STC Fonts Catalogue £2.95

Catalogue and printouts of the fonts in our professional quality range of Calamus fonts.

Omikron

We are the UK distributor for this famous German software publisher. Our release schedule for the English versions of their ST and Falcon software:

- ☐ PixArt £34.95



Feature packed true colour pixel painting program. PixArt is very quick, supports digitizers and graphic tablets, supports all ST-TT and Falcon screen resolutions (monochrome to 16.7 Million colours) and runs on all fully GEM-compatible graphics cards.

Other highlights: you can zoom in or out of the picture and still use all the drawing tools. PixArt has very creative block manipulation facilities that will be of great use to DTP users. PixArt is fully Falcon compatible. *Wonderful, wonderful!* is how the German Atari magazine TOS summed up its feelings about PixArt! Available: Now.

- ☐ Freeway £1ba



A new generation database that combines free-form text database structures with traditional field structures. Accessible internal SQL-structure and fully Falcon compatible. Available: February

- ☐ Mortimer £14.95

Memory resident multi-function utility that can be called up from within any GEM or TOS application.



Features include: text editor, printer spooler, keyboard macros, virus guard, flexible RAM disk, screen grabber, disk utilities such as file copying and disk formatting, and a pop-up pocket calculator. Available: Now

- ☐ Mortimer DeLuxe £34.95

Even more features: ten text editors, file search, disk copier, better file selector, time scheduler with alarm, and more... Fully compatible with ST, TT and Falcon computers. Available: February

ST Applications

For the last three years we have been publishing a monthly magazine for ST users. Full of informative and authoritative articles ST Applications is an essential read for all Atari users who are serious about getting the best out of their machine.

Don't take our word for it, here are some unsolicited comments from happy readers:
unfurlingly interesting, superbly written NWF
really excellent value GFS
invaluable service for ST users PS
consistently impressed AS
no hesitation in renewing my subscription PPK
you can read it again and again RF
Originals of these letters available for inspection at our offices.

Overseas subscriptions welcome, in fact 25% of our readership live outside the UK. Air Mail subscription rates: Europe - £27; RoW - £37.

Risk Free. Subscriptions to ST Applications are risk free. Write asking us to cancel your subscription and the full unused balance of your subscription will be refunded by return of post. We have been publishing software, books and magazines for the Atari market for over 8 years.

Falcon Applications

Includes our mag-in-a-mag supplement on all things Falcon

Subscriptions

- ☐ 12-issues: £24.00
☐ 3-issue trial: £5.00
☐ Sample issue: £2.50

Dust Covers

These dust covers are manufactured from top quality water resistant and tear proof nylon fabric coated with tough polyurethane and treated with an antistatic inhibitor. Unlike cheap PVC covers they may be washed and ironed. Covers are grey with blue piping.

Computer Covers

- ☐ 520STFM/1040STF/STE £5.45
☐ Falcon030 £5.45

Monitor Covers

- ☐ 12" monitors £6.95
☐ 14" monitors £6.95

Please specify monitor make and model:

Printer Covers

- ☐ Dot Matrix Printers £5.95
☐ Lasers/Desktop £7.95

Please specify printer make and model:

Books

- ☐ Users' Guide to 1st Word £ 6.95
☐ ST 3D Graphics Programming £22.95
☐ Atari ST Basic To C £18.45
☐ ST Disk Drives: Inside And Out £18.95
☐ ST Machine Language £18.45
☐ Atari ST Programmer's Guide £22.95
☐ Desktop Publishing: The Book £ 6.95
☐ Introducing ST Machine Code £19.75
☐ Midi and Sound Book for ST £17.25
☐ Musical Applications of the ST £ 5.95
☐ Tech Ref Guide Atari ST Vol 2 £19.95
☐ Tech Ref Guide Atari ST Vol 3 £22.95
☐ Guide to Timeworks DTP £ 9.95
☐ Your First Basic £14.95
☐ C-Manship Complete Atari ST £14.94
☐ ST Assembly Lang' Workshop £14.95

Ordering

☒ ... Tick the items you require and send this advert, a photocopy, or just a list on a sheet of paper with your name and address, along with a cheque or Postal Order, to us at: ST Club, 7 Musters Road, Nottingham, NG1 1PS. Please allow up to 4 days for your goods to reach you. Sorry, we do not take credit card orders or telephone orders.

Overseas Orders Welcome - Please request a copy of our Overseas Price List. **Membership** - You do not have to join or subscribe before you can buy from us, and you are not under any on-going obligation to buy from us when you do subscribe.

£ _____ Cheque/PO enclosed.

From:

.....

.....

.....

.....

.....

.....

.....

.....


.....

.....

.....

.....

.....




This month's CoverDisk is a corker. There's a rather smart image processing program and a game called Violence, for starters. Get extracting and have fun!

disk

COVER

Be careful as you fly over the terrain, there are some raised structures into which you can crash. Not good for your ship at all



Violence

A brilliant vertical scrolling shoot-'em-up with parallax scrolling and loads of weapons to blast the aliens

VIOLENCE is a shareware vertical scrolling shoot-'em-up game, very similar to the Xenon games. It features some great graphics, parallax scrolling and brilliant gameplay.

What's more, you get lots of extra weapons to buy to increase your firepower against the hordes of alien beasts that will swarm all over you as soon as you start the game.

The first thing you will need to buy is a speed-up feature because your ship is pretty damn sluggish at the start, which makes dodging the aliens very difficult.

As you progress and kill more, your credits will rise and you will be able to spend them on some of the more expensive weapons, such as lasers.

The bottom of the screen shows your score, cash level and game level, while the left-hand side shows the energy levels for your main weapon and any additional weapons you have attached to your ship.

When you have enough cash and want to

By: Martin Barlow and Simon Dickinson

Configuration: All STs - low resolution

Filename: X_VIOLENCE.TOS -

Self-extracting archive

Disk space required to extract:

550,912 bytes


Start program with: VIOLENCE.TOS

spend it on some extra firepower, simply hold the Fire button down on the joystick or press the spacebar and you will be taken to the shop.

Move the joystick to make your selection and click the Fire button to buy it. You can then click on the exit button to get back to the game with your newly-acquired equipment and blast the hell out of anything that happens to get in your way.

You will need all your reflexes and firepower to beat the end-of-level guardian. If you do defeat the guardian, you will be taken to the next level.

If you are impressed with the game and play it regularly, send off the shareware fee of £5 (see the READ_ME file for information) and you will get a 1Mb STE version with superior sound and faster graphics. Well worth every penny.



The title says it all - lots of aliens, lots of weapons, lots of sizzling action. And those guardians take some beating



At the end of a level you will have to contend with the inevitable guardian. Kick its butt and you're on your way to the next level

GIP

Clean up and generally enhance your images with this excellent shareware image processor

BECAUSE of the space required by the example pictures, the GIP package has been split into three archives in order to extract to floppy disk systems.

X_GIP.TOS requires 210,944 bytes of disk space to extract, X_PICS.TOS requires 166,912 and X_EG_PIC.TOS is a biggie requiring 586,752 bytes for extraction.

Once you have extracted everything and deleted the archived files, you can transfer everything on to one disk, which should take up 532,480 bytes on a double-sided floppy.

This program is ideal for those who use DTP and scanners as it will allow you to clean up or enhance greyscale images. It's especially useful in that it is totally compatible with the Falcon computer and the MultiTOS operating system.

GIP supports many picture formats, with the ability to load TIFF, GIF, PCX, Degas and Degas Elite picture formats among others. When you have processed your image and are ready to save it, you can do so to either IMG or TIFF formats, both of which are supported by many DTP packages.

There is no restriction on image size, other than available memory of course. This is where those with only 512k may encounter problems, depending on the size of the picture you want to load.

GIP converts every image loaded into a 256-level greyscale image with one byte being used per pixel. This means that a 320 x 200 picture will consume 64,000 bytes internally. The image also has to be converted to the Atari display which adds another 32,000 bytes, giving

By: Stephen Found

Configuration: ST/STE/Falcon -

All resolutions

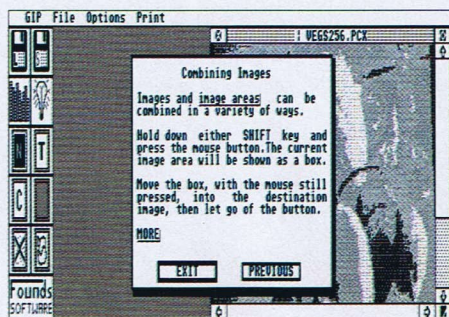
Filenames: X_GIP.TOS (program files),

X_PICS.TOS, X_EG_PIC.TOS (example

picture files) - All self-extracting archives

Disk space required to extract: See main text below

Start program with: GIP.PRQ



GIP is an excellent tool for enhancing and applying all sorts of effects to your pictures

a total of 96k to load a 320 x 200 16-colour image. Therefore, if you want to load larger or multiple images, a memory upgrade is recommended.

By sheer coincidence (no marketing ploy intended - honest!), this ties in very nicely with the fact that Atari ST User is offering readers the chance to upgrade their memory for very attractive prices. Turn to page 34 for details.

GIP allows a total of four images to be loaded simultaneously with each image appearing in its own window.

Picswitch

A utility to allow you to convert between the various picture formats such as Degas, IFF, Neochrome and others

WITH the many different picture formats available on the Atari and other computers, there will be times when you come across a great picture that a certain piece of art or graphics software will not load because it's not supported by that software.

If this is the case, Picswitch may come to the rescue. It can load numerous picture formats

By: John Brochu

Configuration: All STs - All resolutions

Filenames: X_PICSWC.TOS -

Self-extracting archive

Disk space required to extract:

84,992 bytes

Start program with: PICSW7.PRQ

and allows you to save them out to a different format, which your software can then load.

The utility is very easy to use and is fully documented in the PICSW7.DOC file which comes with the program.



Those extra weapons come in mighty handy on later levels. Here, two new lasers are being tested. Come and get it alien scum



At the local ship shop (what an awful pun), you can buy all kinds of juicy weapons and power-ups to extend your ship's firepower

Using the CoverDisk

Write-protect your CoverDisk now by sliding the write-protect tab so you can see through the hole at the top right corner of the CoverDisk.

In order to fill the disk with as many programs as possible, ST User employs disk compression techniques when placing large programs on the CoverDisk.

These files are termed "archived files" and cannot be directly executed from the CoverDisk. Archived files are identified by their names beginning with X_.

Any files that do not begin with X_ are actually folders containing files which are not compressed.

These uncompressed files should also be copied to a blank disk. Following are a series of step-by-step instructions for using the CoverDisk.

Important: The ST User CoverDisk uses an extended format of 10 sectors and 81 tracks to increase storage space. This means you will not be able to copy the disk using the ST's built-in copying feature.

To make a backup of the CoverDisk, you will need a copying utility, such as FastCopy 3. Such utilities are available from all good PD libraries.

Alternatively, you may use a formatting utility, to format a disk to the same 10 sector, 82 track specification as the CoverDisk and simply copy all files to this.

Using archived files

Note: When copying files, the ST refers to disk A and disk B in its on-screen instructions. Disk A refers to the disk being copied while disk B refers to the disk being copied to (usually a pre-formatted blank disk).

1. Format a disk.
2. Copy the required archived file to the formatted disk.
3. Run the copied archived file. It will now automatically "extract" to its full size.
4. Once complete, delete the X_ filename as this is no longer required. The formatted disk should now contain all the files that were in the archive file.

Normal uncompressed files

1. Format a blank disk
2. Open the required folder and copy all files in the folder to the formatted disk.
3. You can now immediately run the program/s as is.

Highlighting and dragging files and icons

1. Click once on the item, it should turn black (the item is now highlighted).
2. If you keep the left mouse button held down on the item, a dotted outline of the item appears and you may then re-position it by moving the mouse to the required position (effectively dragging the icon) and releasing the mouse button.

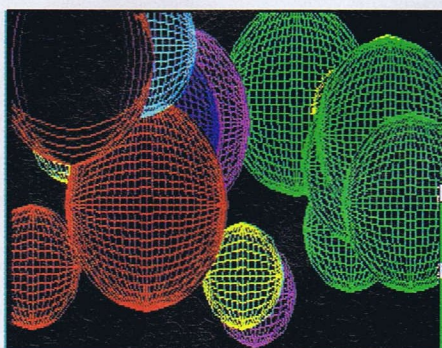

If you are new to the ST and did not understand some of the terminology in the preceding steps. There now follow an explanation of some basic techniques needed.

Formatting a disk

1. Place the disk to be formatted in the drive.
2. Highlight the drive A icon.
3. Move mouse pointer up to the FILE menu at the top of the screen and select FORMAT.
4. A box will appear. Click on OK.
5. Another box will appear. Ensure DOUBLE SIDED is selected then click on OK. The disk is now being formatted.


Copying files to another disk

1. Select the file to be copied by highlighting it and dragging it to the disk B icon.
2. A box entitled COPY FILE(s) appears. Click on OK and follow instructions on the screen exchanging disks as requested.



Globes, just one of the many example saver modules written by the author

After a certain length of time, which can be set by you, the screen saver module is activated automatically



Darklord screen saver

Tired of the boring old screen savers currently available for your ST? Darklord has a great deal to offer

It is common knowledge that leaving an unchanging image on a computer screen for long periods – particularly a high contrast one – will eventually cause burn-in.

A screen image is created on the monitor picture tube by an electron beam that rapidly scans the screen, essentially lighting up the phosphor dots which line the inside of the tube.

If an unchanging picture is left on display for long periods of time, certain phosphor dots are going to be relentlessly bombarded more than others.

This causes a deterioration of these dots and when you turn off your monitor, you'll see that the image is still visible and won't go away.

Screen savers have been around for quite some time and they're specifically designed to prevent such burn-in. They work by loading in to memory and keeping track of the input devices, such as the keyboard and mouse and joystick ports.

If no activity is detected after a certain time, the program comes to life and changes the screen display to a state where burn-in cannot occur. Some screen savers merely turn the

Envious of the Mac and PC which can play sampled sound effects for different events? Now GBell brings this feature to the Atari

Many of you have no doubt realised the Mac and PC have the ability to play sampled sounds to accompany special events, such as for the alarm clock, error messages, window open and others.

In fact, there are commercial packages for the Mac and PC selling for over £30 for the privilege.

There is much to be said about the importance sound plays in all our lives. In the emerging world of multimedia, sound is as important as visuals. As a magazine publisher, we at Atari

GBell

By: Garde Eggesbe and Ole Abrahamsen

Configuration: STE/Falcon/TT -

All resolutions

Filenames: X_GBELL.TOS -

Self-extracting archive

Disk space required to extract:

129,505 bytes

Start program with: GBELL.PRG

placed in AUTO folder

ST User use Macs daily in our production process. Many of these have been tailored to each individual's personal preference, with sampled sound effects for somewhat mundane tasks or for important events requiring attention.

In fact, we would hazard a guess that such mundane computer-related tasks as dragging unwanted files to the trashcan can become less boring if they are accompanied by the Monty Python "Bring out your dead" sketch!

There is no reason why today's Atari computers with DMA sound chip cannot handle such trivial auditory tasks. And so the author of GBell must have thought too, which is why he has brought just this ability to the Atari. Of course, the fact that DMA sound is used does mean that GBell will only work on STes, Falcons and TTs.

So spruce up your computer sessions with a little audio feedback from GBell. There are also some example sound files to get you started. Check out the GBELL.MAN documentation file for full instructions on installation.

By: Steve Peddler

Configuration: All STs (including Falcon) -

All resolutions

Filenames: X_DLORD.TOS -

Self-extracting archive

Disk space required to extract:

368,640 bytes

Start program with: DARKLOR3.ACC

in root directory

screen completely black, while some draw changing patterns or cycle the screen colours. Darklord is one of a new breed of more versatile screen savers in that the screen display change can be anything from simple invert to a lengthy animation sequence.

What's more, Darklord is not restricted to one effect. Thanks to its modular design, you can load various screen saver effects. Also, for the programmers among you, and unlike some other modular screen savers, Darklord offers full access to the VDI graphics routines.

This greatly extends the range of effects available and makes writing your own modules much easier. There are also some text files and example source files describing how to write your own modules in either C or Assembler.

This is a great program and should any of you decide to write your own modules, please send them in.

CoverDisk Hotline

Hotline number: 0625 859766,
2pm to 5pm every Wednesday.

If you have any other problems with the CoverDisk, our technical editor, Darren Evans, will be available on the Atari ST User CoverDisk Hotline. Help is only available within the times specified, and no advice will be available outside these hours.

If a fault turns up...

With thousands of disks being duplicated each month, a few will inevitably be faulty. Fortunately, we can help you. Send the faulty disk to:

PC Wise, Dowlais Top Business Park, Merthyr Tydfil, Mid Glamorgan CF48 2YY.

A replacement will be sent free of charge but please allow 28 days for delivery.

Written a program?

**Then send it to Atari ST User
– we pay £££s for quality
CoverDisk submissions**

VOTED BEST DEALER
CU AMIGA JAN 93

FIRST
COMPUTER CENTRE

OPEN 7 DAYS A WEEK
 OPEN MON - SAT 9.30AM-5.30PM
 SUNDAY OPENING 11.00AM-3.00PM
 THURSDAY NIGHT LATE... 9.30AM-7.30PM
 OPEN HALF DAY MOST BANK HOLIDAYS

TELEPHONE LEEDS
 24 HOUR MAIL ORDER SERVICE 6 LINES!
0532 319444
 FAX: 0532 319191

SHOWROOM ADDRESS:
 DEPT. STU, UNIT 3, ARMLEY
 PARK COURT, OFF CECIL ST,
 STANNINGLEY RD,
 LEEDS, LS12 2AE

HOW TO ORDER
 Order by telephone quoting your credit card number. Please make cheques payable to the:
"FIRST COMPUTER CENTRE"
 In any correspondence please quote a phone number & post code. Do not forget to include the delivery tariff. Allow 5 working days for cheque clearance.

- All prices include VAT
- Finance available, phone for details
- Large showroom with free parking
- Overseas orders taken
- Educational orders welcome

UK MAINLAND DELIVERY TARIFFS

● Standard Delivery.....	£1.50
● Guaranteed 2 to 3 day (week days) Delivery.....	£2.95
● Guaranteed Next Day (week days) Delivery.....	£4.95

ATARI REPAIR CENTRE
 We offer a FREE quotation on your Atari or any peripheral (monitors, printers etc). A delivery tariff of just £5.00 is charged or alternatively you can visit our showroom. We can also arrange a courier pickup at an additional cost of £11.00.



From the M62 take the M621 and follow the turnoff for Leeds/York. This merges with the Armley gyratory.

From the M1 follow signs for the M621 (ignore exit for town centre). Take A643 Elland Rd turnoff from M621. Follow signs for A58. This merges with Armley gyratory.

From the A1 take the turnoff for the A64. This merges with the A58 (by-passing centre) which meets the Armley gyratory. After "Living World" at traffic lights take a right, left, left again, & 2nd left to get to FCC.

We recommend you confirm prices before placing an order. E&OE.

2% surcharge on AMEX

Access VISA
 AMERICAN EXPRESS SWITCH MasterCard EuroCard

FIRST COMPUTER CENTRE (LEEDS) Tel: 0532 319444

COMPUTERS
THE ATARI FALCON
 16 Mhz 32 bit technology for fast processing, 1.44 Mb floppy disk, 1, 4 or 14 Mb configurations. Software bundle comes with CALPAT personal information manager, Procalc spreadsheet, Talking Clock, plus Landmines and Breakout

1mb 0HD.....	£494.99
4mb 0HD.....	£689.99
4Mb 65 Mb HD.....	£789.99
4Mb 127 Mb HD.....	£889.99
4Mb 209 Mb HD.....	£989.99

ATARI 520STE REFURB PACKS
 from £109.99 for STE base packs

ATARI 1Mb DISCOVERY PACK.....£POA
ATARI 1040 STE.....£POA

MONITORS
 All our monitors come complete with a lead & are UK spec.

Microvitec Autoscan Monitor £289.99
 Colour monitor. Capable of all the ST models.

Prima Trust Hi-Res £129.99
 High resolution 14" mono monitor. 640 x 480 resolution. Stable image and razor sharp quality. Comes with built in tilt & swivel monitor stand.

Sharp TV/Monitor £184.99
 comes with full remote control and stereo sound

OTHER PERIPHERALS

Alpha Data Mega Mouse.....only £12.99
 90% rating by reviewers 290 Dpi. Our best selling mouse or £14.99 for 400 Dpi version

Datalux Clear Mouse.....only £19.99
 High quality clear 2 button mouse

Zydec Trackball.....only £29.99
Golden Image Trackball.....£36.99
Zydec 3.5" Drive.....only £57.99
 1 meg external drive, high quality low noise drive. Inc PSU

Power 720B 3.5" Drive.....only £69.99
 This 1 meg external drive comes with Virus checker, built in Blitz turbo and boot switch for drive B. Includes PSU

The Zy-Fi Stereo System.....only £36.99
 This is a powerful speaker system with built in stereo amplifier. It will plug into an Atari ST, Commodore Amiga or Acorn Archimedes. Comes complete with its own power supply

Forget-me-Clock 2.....only £17.99
 Real time clock that plugs into cartridge port. Includes a through port & software for setting time & date. 2 year guarantee

Mouse/joystick switcher only £13.99 (manual switching version) or £19.99 (auto switching version)

Monitor Switcher Box.....only £17.99
 switches between mono & colour monitors, such as SM144 & 8833 MK2

HAMA TRI Genlock.....only £324.99
 suitable for VHS, VHS-C, S-VHS, S-VHS-C, Hi8 & Video 8

Atari to TOS 2.06 Rom shaver Kit.....£64.99
STFM/STE power supplies.....£29.99
Internal Atari disk drive.....£39.99
2 way Parallel port shaver.....£19.99
Joystick/mouse extension leads.....£4.99
100 cap disk boxes (lockable).....£6.99
90 cap Stackable Posso Box.....£8.99
150 cap Stackable Posso Box.....£18.99
Atari 520/1040 dust cover.....£3.99
 *add £3.00 to standard delivery if you intend to purchase ONE box only

Tabby graphics tablet
 86% rated in ST Format January issue! Requires adaptor for the ST at a cost of £5.00 (not required for Falcon)
only £49.99

SCANNERS
The Power Scanner only £94.99
 This scanner comes with the latest version 2 software. With bright & sharp grey scale performance & flexible scanned image display manipulation options. Options include Clean up, embolden, resize & flip.

Alpha Scan Plus only £129.99
 New version of this famous 400 DPI scanner. Includes Touch up and Merge-it software enabling you to alter and manipulate high resolution images. Needs 1 Mb of RAM and runs in mono only.

SOFTWARE

BUSINESS
 Home Accounts 2.....£37.99
 LDW Power I Spreadsheet.....£24.99

MUSIC/SOUND
 Chagall NEW! Concerto.....£189.99
 Clarify (Falcon only).....£29.99
 Musicom By Compo.....£74.99
 Replay 16 Digitiser.....£43.99
 Stereo Master.....£99.99

UTILITIES/PROGRAMMING
 Harlekin 3.1 NEW!.....£42.99
DIAMOND BACK 2 backup utility.....£34.99
ST Straight Fax 2.1.....£85.99
ST Basic.....£5.99

VIDEO AND GRAPHICS
 Flexi Dump II.....£38.99
 True Paint.....£33.99
 Video Master (falcon only).....£49.99
 Video Master (falcon only).....£74.99
 Video Master RGB.....£109.99

WORD PROCESSING & DTP
 Protext 4.3.....£39.99
 Pagestream 2.1 UK Spec.....£169.99
 Thats Write V.2.....£109.99
 Timeworks 2 & 1st Word Plus 3.2 bundle.....£84.99
 First Word Plus 3.2.....£45.99
 TimeWorks 2.....£39.99

PRINTERS
 All our printers come with ribbon/toner, printer drivers (if available), paper & cables!!

Canon

Canon BJ10sx.....	£185.99
Laser quality output. Large buffer	
Canon BJ200.....	£235.99
3 page a min speed, 360 dpi, small footprint & 80 page sheetfeeder BJ230wide carriage version of BJ200 only £364.99	
Canon BJ300.....	£419.99
Desktop bubble jet with near laser quality. BJ330 Wide carriage version of the BJ300 £464.99	
Canon BJC600 Colour.....	£538.99
new bubble jet from Canon	
BJ10 Autosheetfeeder.....	£49.99

CITIZEN
 COMPUTER PRINTERS

Citizen printers have a 2 year guarantee

New! ABC Colour printer.....£154.99
 simple (as easy as ABC) to use 24 pin printer. Comes as standard with 50 sheet auto sheet feeder. Tractor feed optional at £27.99
 only £150.99 if bought without the colour option

Swift 90 Colour.....£156.99
 Excellent value 9 pin colour. Highly recommended

Swift 200 Colour.....£181.99
 Same out put as the 240 but with less facilities

Swift 240 Colour.....£218.99
 24 pin, 240cps draft, 10 fonts, quiet mode, 240cps.

Project II.....£254.99
 new inkjet printer with built in auto sheet feeder

Swift Auto Sheet feeder.....£79.99

HEWLETT PACKARD

HP 310 portable.....	£223.99
NEW! HP520 mono.....£249.99	
HP 500 Colour.....	£324.99
HP 550 Colour.....	£443.99
4 times faster than the HP500C! All HP printers come with a 3 year warranty	

NEW LOW STAR PRICES

Star LC100 Col.....£119.99
 9 pin colour, 180 cps draft, 45 cps LQ, 8K buffer, 8 fonts

Star LC24-100.....£126.99
 24 pin quality, 210 cps draft, 67 cps LQ, 39/48K buffer, 10 fonts & quiet mode.

Star LC24-30 Col.....£199.99
Star LC24-300 Col.....£249.99
 24 pin quality, 210 cps draft, 67 cps LQ, 39/48K buffer, 10 fonts & quiet mode.

Star LC24-200 colour.....£219.99
 Colour version with 30K buffer expandable to 62K

Star SJ48 Bubble jet.....£209.99
 Laser quality, ultra quiet, Epson compatible & portable

Star SJ144 Colour Thermal.....£349.99
 Stunning affordable colour printer. 3 PPM, low running costs

Star SJ48 Autosheet feeder.....£49.99
Universal Printer Stand.....only £4.99

CONSUMABLES

QTY	DS/DD DISKS	Branded DS/DD
10	£4.49	£5.49
30	£12.99	£14.99
50	£20.99	£22.99
100	£37.99	£42.99
200	£69.99	£79.99
500	£168.99	£190.99
1000	£324.99	£365.99

All disks are guaranteed 100%. All branded disks come with labels
 Disk labels 500.....£6.99 1000.....£9.99

Ribbons

Citizen Swift mono ribbon.....	£4.99
Citizen Swift Colour ribbon.....	£13.99
Star LC100 mono.....	£3.69
Star LC200 mono.....	£4.99
Star LC100 colour.....	£7.99
Star LC200 colour.....	£12.99
Star LC24-30 mono.....	£8.99
Star LC24-30/200 Colour.....	£11.99
Re-Ink Spray for mono ribbons.....	£11.99

COVERS

Star LC10/20 cover.....	£4.99
Citizen Swift/ABC.....	£5.99
HP 500/550/510.....	£5.99
Star LC24-300/30/100/200.....	£5.99

PREMIER Ink Refills
 save a fortune in running costs with your ink/bubble jet. Compatible with HP, Canon, Star, Citizen & many others.

single refills (22ml).....	£6.99
Twin refills (44ml).....	£12.99
Three colour kit (66ml).....	£19.99
Full colour kit (88ml).....	£27.99
Bulk refills (125ml).....	£24.99

Cartridges

Canon BJ10 cartridge.....	£18.99
Double life 500 cartridges.....	£24.99
HP550/500 Colour cartridge.....	£24.99
Star SJ48 cartridge.....	£18.99
Star SJ144 mono or colour (3 pack).....	£21.99

Miscellaneous

Printer Switch Box 2 way.....	£12.99
Printer Switch Box 3 way.....	£17.99
3 Metre printer cable.....	£6.99
5 Metre printer cable.....	£8.99
10 metre printer cable.....	£12.99

Printer Stands (Universal)
 ideal for any dot matrix printer. Allows fanfold paper to be stored neatly underneath printer
only £4.99

SUPRA MODEMS

SupraFAX Modem 288
 NEW Super fast! 28,800 bps + 14,400 Fax
 up to 115,200 bps using V42bis. class 1 & 2 fax!!
only £299.99

SupraFAX Modem 144LC
 V.32 bis (14400 baud!)

Low cost version of the classic V32bis Fax modem. Features as below but class 1 fax only and LED display
only £159.99

SupraFAX Modem V.32bis
 This modem has full 14400 baud. Includes V.32bis, V.32, V.32bis, V22, V21, MNP2-5, V.42, V42bis, Class 1 & 2 commands, 9600/14400 Group 3 Fax. Includes free modem comms (not Fax) s/w & cable
only £209.99

SupraFAX Plus.....£119.99
 Even faster than the standard 2400 from Supra with auto dial & auto receive. 9600 bps Hayes comp. V22bis, V42 Bis, MNP 2-5 & auto adjust to maximize transmission speeds. Includes free modem comms (not Fax) s/w & cable.

Supra 2400.....£64.99
 Get on line using this great value fast modem with auto dial & receive. 2400 baud Hayes comp. V22bis, V42 Bis, MNP 2-5 & auto adjust to maximize transmission speeds. Includes free modem comms (not Fax) s/w & cable!

Supra modems are not BAPT approved, however they perform as well & often outperform BAPT approved modems. Supra Modems have a 5 year limited warranty

USRobotics
 WE ARE PREFERRED USR DEALERS

Sportster 2496 + FAX.....£145.99
Sportster 14400 FAX.....£243.99
WorldPort 14400 + FAX.....£251.99
Courier HST (16.8).....£469.99
Courier V32bis Turbo + FAX.....£449.99
Courier HST/Dual 16.8 Fax.....£486.99
Courier HST/Dual 16.8 Turbo Fax.....£556.99
 If you thought V32bis was fast try the turbo! They come with a 5 year warranty & are BAPT Approved!

VIDI 12 ST BY ROMBO

As official dealers for Rombo, we are able to offer this excellent package at a great price. Vidi 12 ST replaces the famous Complete Colour Solution with a higher specification but at a lower price!

Contents include multimedia digitiser, software, manuals and phono cable

Main Features:
 Both colour & mono image capture, no separate RGB splitter or filters required, fully functional animation workstation, mix images to almost any resolution, all Atari colour modes are supported, many image processing effects, file formats include IMG, ART, IFF, IFF, SPU, SPC, NEO, BMP, TIFF.
only £105.99

ICD FA-ST HARD DRIVES

These drives are fully auto booting and auto parking. The metal case has a very small footprint, fast access and is VERY QUIET.

The DC range come with a built in real time clock and disk cache as standard that can reduce disk accessing time by 50%. Standard warranty 1 year.

SIZE	SPEED
FA-ST 52DC.....19ms.....	£339.99
FA-ST 105DC.....16ms.....	£349.99
FA-ST 170DC.....16ms.....	£379.99
FA-ST 213DC.....16ms.....	£399.99
FA-ST 245DC.....16ms.....	£439.99
FA-ST 330DC.....16ms.....	£494.99
FA-ST 520DC.....16ms.....	£815.99
ICD Link.....	£84.99
FA-ST Controller (noHD).....	£179.99

Marpet RAM

XTRA-RAM+8.....£57.99 unpopulated
 Upgrade your ST or Mega ST up to 12Mb using SIMMS. Just add the cost of SIMMS to get your price

The Deluxe range of RAM expansions by Marpet for the older STFM must be the best available on the Atari. Expandable to 4 Mb by the use of 18/9 SIMMS modules, the 512k expansion is ideal for the user who may need more RAM later on.

STFM Deluxe SIMMS modules

4 Mb unpopulated.....	£24.99
4 Mb populated to 512k.....	£34.99
4 Mb populated to 2 Mb.....	£92.99
4 Mb populated to 4 Mb.....	£159.99

Marpet products come with a 12 month warranty.

Prima RAM expansion

512k STe.....	£9.99
2 Mb STe.....	£67.99
4 Mb STe.....	£134.99
14 Mb unpopulated for the Falcon.....	£84.99

uses SIMM boards for RAM so just add the cost of SIMMS to get your populated price

Prima products comes with a full 2 year guarantee

Subscribe to the top value



Subscribing to **Atari ST User** means you reap all the benefits of the exclusive treatment you'll receive as a subscriber, and you get to choose one of these great **free gifts** as well

Save 8% on cover price

* UK

So, you're wondering, what exactly is this exclusive treatment? It's a whole range of things that ensure you get your copy of Atari ST User without any fuss

because you won't be scrambling down to the newsagents. You'll be snug and warm, content in the knowledge that you are part of the select, because your copy of Atari ST User is reserved for you personally. Before the masses have even thought about their monthly expedition to the shops you'll have had your copy for a few days, delivered direct to your door, postage free.

Not only do you already know the latest news and gossip, but you've also had first pick of the bargains on offer. Subscribing by direct debit means you save money and get an extra issue each year.

or effort. As a subscriber there are no worries about remembering when the next issue is on sale. You can watch your favourite soap or have a lie in,

ATARI ST USER SUBSCRIPTION ORDER FORM

Choose either a 12 issue or a quarterly subscription, which will start from the earliest possible issue

● I would like the following 12 issue subscription:

New	Renewal		
<input type="checkbox"/> 9452	<input type="checkbox"/> 9453	UK Subscription	£39.95
<input type="checkbox"/> 9454	<input type="checkbox"/> 9455	EEC Subscription	£54.95
<input type="checkbox"/> 9456	<input type="checkbox"/> 9457	Rest Of World Subscription	£74.95
		Canada/USA *	\$98

* Canada & USA subscribers send to: Europress (North America), Unit 14, Bysham Drive, Woodstock, Ontario, NT4 1P1, Canada. Tel: 519-539-0200, Fax: 519-539-9725

● I wish to pay by:

Cheque/Eurocheque/Postal Order payable to Europress Enterprise Ltd

☐ Credit Card

Expiry Date

Card No.

● Deliver my magazine to:

Name (Mr/Mrs/Miss/Ms)

Address

Postcode

Daytime phone no.

- I would like a UK quarterly direct debit ongoing subscription
9458 ☐ £8.49 per quarter (Complete the form below)

Quarterly Direct Debit Instruction

AUTHORITY TO YOUR BANK/BUILDING SOCIETY TO PAY DIRECT DEBITS

Name of bank/building society

Your instructions to the bank/building society:

Address

● I instruct you to pay Direct Debits from my account at the request of Europress Ltd.

● The amounts are variable and may be debited on various dates.

● No acknowledgement required.

Name of account

● I understand that Europress may change the amounts and dates only after giving me prior notice.

Your account no.

Sort code

● I will inform the bank/building society in writing if I wish to cancel this instruction.

Signature(s)

● I understand that if any Direct Debit is paid which breaks the terms of the instruction, the bank/building society will make a refund.

Date

FOR OFFICE USE ONLY

Originator's Identification No.

Ref No.

Bank/building society may decline to accept instructions to pay Direct Debit from some types of accounts.

● Tick which option you want:

9447

☐ Zool

9363

☐ Two free issues and a magazine binder

9376

☐ Alpha Data Mega Mouse and Logic 3 mouse mat

9377

☐ Mortimer

● Send this form to:

Europress Direct, FREEPOST, Ellesmere Port L65 3EA. (No stamp needed if posted in UK.)

guide to your Atari ST!

**Take out a subscription and
you can pick a winner**

Choose one of these free gifts

- Two extra issues plus an elegant Atari ST User binder

**Save
£13.93**



Subscribe to **Atari ST User** and we'll send you a high quality, exclusive Atari ST User magazine binder. These specially produced binders will keep your magazines in mint condition, providing an excellent reference point, as well as keeping them stored away neatly. As well as this useful binder you also get two extra magazines. Your 12 issue order is extended up to 14 issues.

- ## ● Alpha Data Mega Mouse and Logic 3 Mouse Mat

The well known Alpha Data Mega Mouse has ultra high 260dpi resolution with opto-mechanical encoder. The reliable micro-switch buttons provide effortless finger-tip operation. You can have all this and a high quality Logic 3 mouse mat absolutely free when you subscribe.



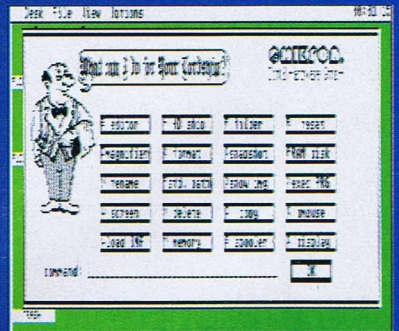
SUBSCRIPTION HOTLINE
Tel: 051-357 1275
Fax: 051-357 2813

MORTIMER

**Save
£14.95**

Mortimer is a multi-functional accessory for all Atari STs. It is a sophisticated program that has all these functions in one:

- text editor
- printer spooler
- keyboard macros
- virus guard
- flexible RAM disk
- snapshot
- disk functions
- pocket calculator



ZOOL

**The Gamer Gold
award-winning
Ninja of the Nth
dimension can be
yours absolutely
free.**

"Zool is probably the best platform title you're ever likely to see on the ST. Neat graphics coupled with a brilliant gameplay make the antics of Zool a winner from start to finish."

Gamer, Atari ST User November 1993



**Save
£25.99**

Whichever definition of multimedia you use – and there are several to choose from – the word video will almost certainly appear in it somewhere.

Add computer-created graphics, text and sound to a full motion video clip and you move into a completely different ball game with endless possibilities for presentations, education and animation.

Video digitisers convert video images into digital form but at 25 frames a second (normal video speed) it doesn't take long to fill up a hard disk or two even at low resolutions.

And if you want to play back the result, it would require an extremely fast hard drive to load 25 of those 24-bit images back into the computer every single second!

As a result the two budget digitisers reviewed over the next three pages opt for mono-only recording and even then using 16 or 64 shades of grey. They can, however, both capture full colour stills, so it is a cheap and relatively cheerful way of getting reasonably good quality colour images into a computer.

Incidentally, you have to exercise great care when digitising video images as commercial material is invariably copyright. Even *Atari ST User* was advised not to include digitised stills from TV or video, so everything you see is copyright me!

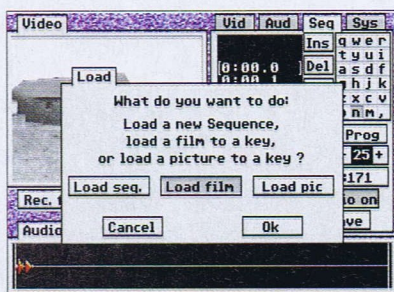
VideoMaster

HiSoft's budget digitiser, VideoMaster, is available in separate versions for the ST and Falcon. The hardware is to all intents and purposes identical (except that the ST version has audio input while the Falcon has its own built-in port) and the software is so similar you'd have trouble telling it apart. The main difference, not surprisingly, is in what you can achieve.

The ST version can handle sound samples up to 16kHz, motion video in up to 16 shades of grey and digitised stills in Spectrum format with as many as 512 different colours.

A 1Mb ST is recommended with 2Mb a better bet. I found I could squeeze almost 500 frames (20 seconds of video) into a 4Mb ST although it should be pointed out that it is only 160 x 100 pixels in size.

The Falcon version, on the other hand, can sample in stereo at full 16 bit resolution (at a fixed frequency of 12kHz), digitises moving video in 64 grey shades (160 by 100 pixels) and can digitise colour stills containing anything



Sequences can be put together by assigning clips to certain key presses

Video

up to 32,768 colours. It runs on any colour monitor, including VGA, but plenty of RAM is recommended. A 4Mb Falcon can hold around 150 frames with audio. Even on a 14Mb job, you'd be lucky to get 800 frames in memory.

VideoMaster itself lurks inside a grey 5.5in by 3in plastic box that plugs straight into the Atari's cartridge port. The box has two black dials, one for contrast and the other for brightness, and a composite video socket for hooking up to the video source.

SPLITTER

To grab colour stills a ColourMaster colour splitter is required. This 4in by 5in box plugs in between the video signal and the VideoMaster but needs a 5V power supply from a lead into the spare joystick port and there's another link to the parallel printer port. To say that it's untidy is no understatement.

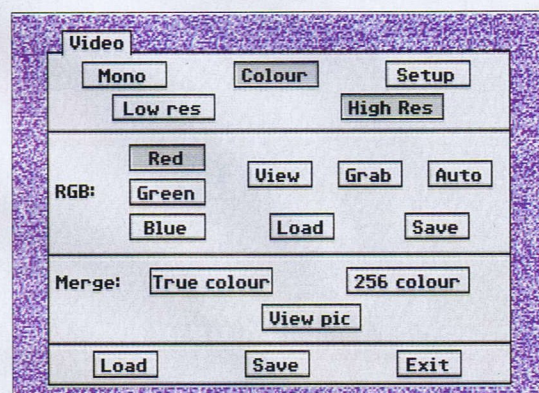
The VideoMaster software comes on

one disk and TruePaint, which is bundled with it, comes on four more.

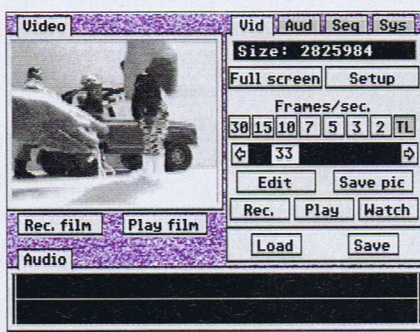
It's just as well because VideoMaster saves only in the TruePaint TPI format and TruePaint is essential to turn it into a TIFF or other colour image format.

The manual is excellent and clearly written with easy to follow guides to

Grabbing true colour images with VideoMaster Falcon



Lights, camera... Action Man?



You can watch your digitised clip at any speed

time, the final film will be smooth and realistic, so it pays to take it slowly.


Next record as much of the film as possible in your chosen digitiser (this is VideoMaster Falcon). The camcorder (with playback facility) is hooked straight to the digitiser cartridge and the film can be replayed and viewed on the screen by pressing the Watch button.

Set the camcorder to the start of the part of the film you want to digitise and press play at the same time as you press Rec on the VideoMaster control panel. Note that if

So what use are all these gadgets? As always, what you can do is limited only by your imagination and the amount of effort you put in. One of the easiest things to do is animate an inanimate object. But why stop at one, why not animate several objects and create a mini-movie?

Take a look at the Action Man sequence. A camcorder is set up in a fixed position and the limits of its vision unobtrusively marked so that animated models don't inadvertently get placed outside the camera's field of vision.

Now our male models are moved a little bit at a time while being continuously filmed. Each time you move a model, remove your hands for a second or so. If movements are restricted to a few millimetres at a



A sequence of shots showing animated movement

vitals

Make movies with your Atari using effects which only five years ago were the exclusive domain of professional film-makers.

Andrew Wright sets the tape rolling



This 640 x 400 true colour image has nearly 5,000 colours

them into the sequence if desired.

A freeware utility lets you can play back the films in full screen mode or with basic special effects like quarters, a diagonally split screen or one window on top of another. The quality of the colour stills (up to 640 x 400/480) is surprisingly good and just as good as a low resolution colour hand scanner.

Product: VideoMaster ST/Falcon
Supplier: HiSoft, The Old School,
Greenfield, Bedford
MK45 5DE

Telephone: 0525 718181

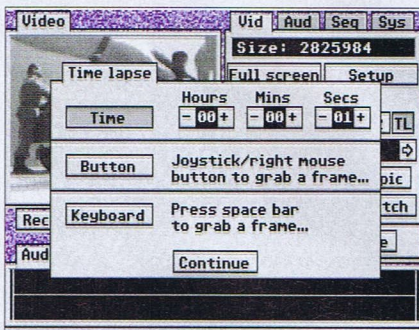
Price: £69.95/£99.95

Configuration: All Ataris, 1Mb or more recommended

creating and editing film, grabbing stills and generally messing about with video.

The interface is well designed and makes saving and playing back video clips remarkably simple. You can sample at one speed and play back at another, reverse sequences or cut out unwanted frames and even string together several clips to make a complete show.

Editing is particularly easy and it is even possible to alter frames in a paint or image processing package and reload



Select a nice slow sample rate

put in now. It also pays to use a very slow sample rate which is why you need to take your hands from the models for at least a second or so. One or two frames a second is fine but you can go for one of the manual options instead if you prefer.

Note that the time lapse facility (TL) lets you digitise a frame at any given interval. In theory you could film something that happens very slowly – such as an egg hatching, a snail crawling along a path or even a flower opening in the morning – and then sample the video at intervals of a minute or so.

This trick is often used on wildlife programmes to condense hours of slow moving activity into a shorter, more watchable sequence.

Move through the sequence frame by frame. When you come to a frame where hands appear, mark the start of the block and when you come to the last one in that sequence, mark the end of the block.

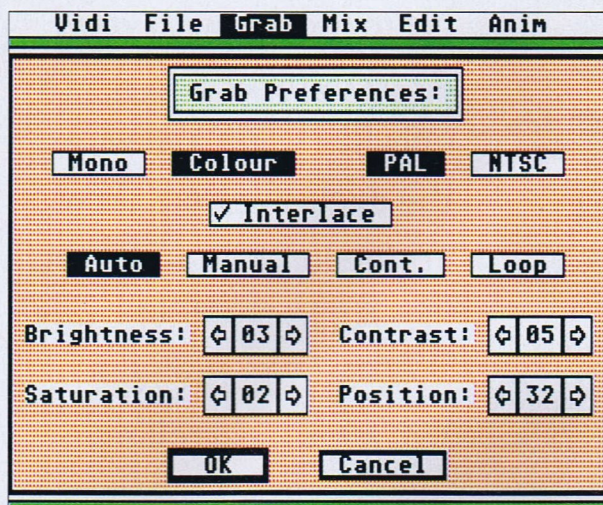
Now you can cut that entire sequence (Cut Block) and move on to the next. Eventually you'll end up with a clip consisting entirely of you models and no sign of the hands that moved them. Played back at suitable speed, the clip will look quite realistic.

you press Rec Film, the sound will be recorded as well.

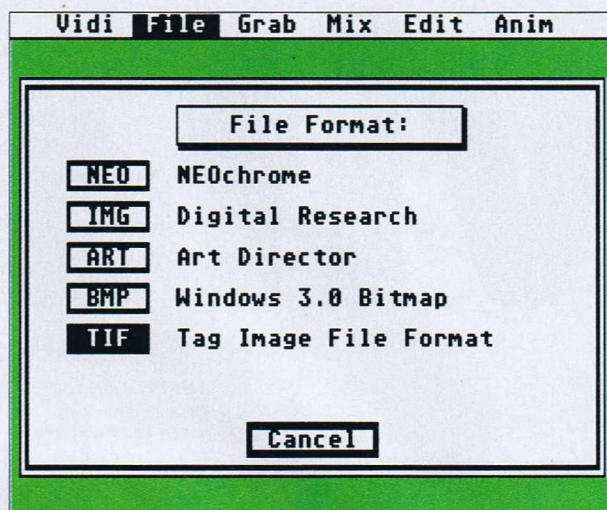
Since the soundtrack consisted mainly of rude phrases revolving around Action Man's refusal to remain in the position he was given, I opted out of that one.

Spend time fiddling with the brightness and contrast controls on the cartridge as you can see the effects in real time, and the quality of your finished work depends on the care you





Grabbing options in VidiST



Vidi ST

Vidi ST (12) is a single product that will work with all Ataris, including the Falcon, though again what you can actually achieve will depend on which machine you have.

It is a neat 4in by 3.5in box that plugs directly into the ST or Falcon's cartridge port but no separate colour splitter is required and the software takes a completely different approach.

Composite video input can be either the standard phono type or S-video for better camcorders. There are two screw-driver-only dials for altering brightness and scan width.

Requirements are basically a colour monitor and 1Mb of RAM, but 2Mb should be the minimum on an ST (only one Spectrum image can be stored in memory on a 1Mb model) and 4Mb on the Falcon.

Vidi ST can digitise video in 16 shades of grey at full screen resolution (320 by 200) and grabs stills with up to 4,096 colours – 12 bits, hence the name Vidi ST (12).

The software has a GEM mode for loading, viewing and saving files and a completely different grab mode for handling video that has a floating panel taking up a third of the screen and offering access to four different sub-modes for grabbing, mixing, editing and the carousel.

The latter shows up to 12 images at a time with a maximum depending on memory. On a 4Mb machine, up to 50 frames can be stored. Outwardly there's no difference between the ST and Falcon versions (the software is the same) except when it comes to displaying images. Digitised stills can be mixed and



This image was digitised on an ST and mixed into a true colour TIFF file

saved in 24-bit formats but such images can't be viewed except on the Falcon.

Vidi ST has some pretty sophisticated editing and filtering functions. In addition to contrast and brightness (which are software controlled) there is gamma correction, colour balance and sharpening plus more exotic filters like pixelisation, negative, quantisation, median, emboss and convolution.

Images can be saved in Degas, NEO, IMG, ART, Spectrum 512, Windows BMP, TIFF, and Amiga IFF formats.

Users faced with the choice of which budget digitiser to buy will have a hard time. VideoMaster is cheaper, it saves in more colours, it has better motion video in a more realistic 64 shades and it samples and plays audio too.

Vidi ST is much tidier; it offers some good image processing effects and colour mixing, and it can display motion video in full screen mode in real time, albeit in only 16 colours. What's more the stills are easily as good as those produced by the HiSoft product, despite having fewer colours.

Product: VidiST (12)
Supplier: Rambo, 2B Young Square,
Brucefield Industrial Estate,
Livingston EH54 9BX
Telephone: 0506 414631
Price: £149.95
Configuration: All Ataris, 1Mb or more
recommended

The mixing options in Vidi ST – even ST owners can create true colour images

Matrix Screeneye

If you're a Falcon owner and the capture of digitised stills is more important to you than the ability to create video sequences, then the Matrix Screeneye may be what you've been waiting for.

A brand new product from Germany, Matrix Screeneye is a compact 3in long digitiser card that fits snugly into the Falcon's expansion slot. A lead from the card runs through the Falcon's cartridge port and ends in a standard phono-style connector which can be plugged directly into the composite Video Out socket of a



The Screeneye accessory software from Compo

Video editing

Most camcorder owners like to edit the film as they transfer it to a VCR tape for viewing. In the main this means cutting out unwanted footage and rearranging some clips into a different order.

There are three ways to do it. Firstly, you can edit manually, by hooking your camera to your VCR and pressing the right buttons at the right time.

Secondly, you can use things called edit controllers – the Sony model on the right costs around £200 – which offer push button editing and work in conjunction with most VCRs.

Thirdly, you can go for a higher quality VCR with what are termed insert editing facilities. These are extremely expensive but they really are the business if you're into video.

Digitisers aren't particularly helpful as far as editing is concerned. In theory it would be great to digitise films, play with them on the computer and then re-record them in the desired sequence with some titling and special effects like fades and wipes thrown in.

Unfortunately you are limited by available memory and, as we've seen, comparatively few frames can be stored in RAM. Also, to be able to replay the video at 25 frames a second, the resolution has to be kept low (very few computers have the processing power to display full screen motion video).

Professional studios can be set up to do all this and more, though they are almost always based around the Commodore Amiga. Equipment at that level is likely to cost thousands but it just doesn't exist on the Atari platform. Ah, well, try getting an Amiga to sample sounds or DTP a decent document...

camera or VCR. The software supplied with the Screeneye is only in preview stage at present but the real-time screen image is displayed crisply and cleanly in full colour at 180 x 144 pixel resolution.

It can be increased in size but displays some slight jerkiness. The program can also run as an accessory so you can write letters or work out your accounts while watching a video or even TV!

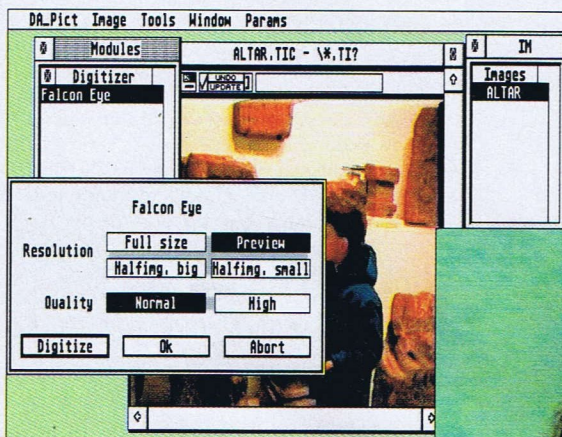
The quality of the digitised stills is way ahead of the competition and works extremely well with DA's Picture. Images are saved as true 24-bit TIFF files at up to 768 x 576 pixel resolution, and entire sequences can be saved to disk, provided you have the memory and a sufficiently large hard drive. A 4Mb Falcon, for example, will only store about 70 frames or three seconds of full motion video.

The UK distributors are Compo, who will be selling the card with the desk and accessory driver software very shortly,



but CGS are already bundling the card with DA's Picture, the new – and very tasty – image processing software for £299. It should prove to be an irresistible offer for Falcon owners.

Create great stills from cameras such as this one



DA's Picture has its own digitising module especially for the Matrix card




This colour image was digitised using the Matrix card – the quality is superb



New equipment makes home editing easy

Fun with video




The Lego model – OK, so I'm not too good at it these days...

There are scores of things you can do with editing facilities like those in VideoMaster. Take the Lego sequence, a simple Lego object filmed being taken apart bit by bit.

It was then digitised in VideoMaster and, in edit mode, reversed at the click of a button. When played back at a higher speed it looks as though the model is actually being built – and in double quick time!

Other interesting effects can be achieved by adding or removing critical frames. Adding extra frames which are the same as the previous one has the effect of slowing one particular action down while removing in-between frames can speed things up.

You can even save frames to disk




Three frames showing the Lego model being built

and edit them in a paint package like TruePaint – all kinds of weird (and rather uncomplimentary) things can be done.

Programs like Chroma Studio will be superb fun tools – you could hijack a particular sequence in a home video by saving a frame to disk, importing it into Chroma and then morphing the subject of that frame in some way.

Chroma will even generate a series of frames that can be loaded back into VideoMaster! I do like the idea of a film of the mother-in-law on the beach being turned into a frog.



Chroma Studio and home video – it will even have built in links to the Titan Designs digitiser

With the coming of cheaper home video and the increasing number of camcorder users, it makes sense to look at some of the ways you can enhance your home videos using your computer and some inexpensive hardware and software.

You might be proud of those long rolling videos showing your day out in the deserts of Tunisia, but after the first few seconds most viewers are likely to turn off completely. Why not add some text on top to keep the audience interested?

In the same way, it's hard to watch a home video without a constant barrage of questions. Some occasional text can be useful to point out locations and dates and identify people.

Another frequent problem is the five minutes of blank tape at the start. It makes sense avoiding the first few feet of tape, as the quality is often poor, but why not fill it with title screens and some credits?

You may not realise it but all Ataris except the early models without an M in the model number such as STFs are PAL-compatible (M stands for TV modulator) so you can record everything that appears on your computer screen direct to videotape.

Just take the TV lead supplied with all STfMs, STEs and Falcons, plug one end into your computer and the other into the Aerial In socket on the back of your VCR. Next you'll have to retune the VCR, as the VCR and computer both operate on channel 36, and there's often a small screw at the back that requires careful adjustment until you get a good picture.

Video titling and animation

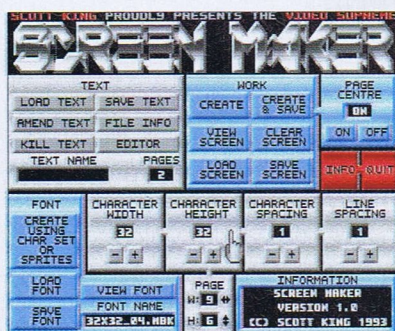
Video Supreme & ScreenMaker Goodman International

Video Supreme and its sister program ScreenMaker are budget offerings from Goodman International, but as if to prove that cheap doesn't mean nasty, they have to be the best video titling packages available on the ST.

Both programs work on any Atari, even 520s, although I had some trouble with a Falcon despite its claim to be compatible. Both come with printed documentation but the ScreenMaker manual is far better with a step-by-step tutorial.

The interfaces are rather garish and it takes some work to get the program going but the end results are well worth the effort. Video Supreme is nothing at

all on its own. It is simply a souped-up slide show program that will display images for a set amount of time, add all kinds of special transition effects and save the sequence for later use when recording. A paint or drawing package is



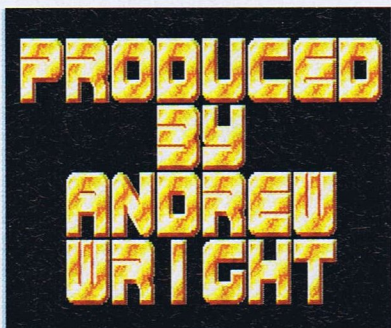
ScreenMaker has 70 fonts waiting to be used



Video Supreme has five parts or modules



This is the sequencer main screen where screens and transitions are planned



Go on, give yourself some credit!



One of the more usable fonts from ScreenMaker - simple screens like this are very effective

Pro

needed to actually create the graphics or titles unless you have ScreenMaker which actually creates text screens from a choice of some 70-odd fonts.

The Video Supreme program consists of five main modules: the editor for creating sequences, the preparer for readying sequences for the runner, a quick try program for those too impatient to get started, the sequence runner itself, and a compacter for compacting PII and NEO screens to save disk space.

The runner program can be freely distributed as the main video titling program can be used without a video to produce disk-based demos and game introductions.


Sequences up to 200 frames long can be created and recorded on video but this isn't moving video and each frame is likely to stay on screen for at least a few seconds.

Graphics in PII, NEO and STOS MBK format can be included in sequences with 270 different ways of displaying each screen and 184 ways of dissolving or wiping them. Sound samples up to 100k long in *.SAM format can be included with playback speeds of between six and 20kHz.

ScreenMaker has a built-in text editor for screen creation and choosing fonts is simple although the restriction on having them a maximum of 32 pixels high is a bit of a nuisance.

Some of them are also pretty hard to read and should be used with care, but on the whole this is a darned good way to start off those tapes.

The alternatives




Using TruePaint's animation facilities. This is a digitised frame from the video itself which has been animated to evolve slowly and recede into the background. It only takes a few minutes with TruePaint's block operations

video

It doesn't take expensive equipment to add a bit of oomph to those boring home videos. Andrew Wright reveals some in-crowd techniques

productions



A graphics package like TruePaint can be used to add effects with a genlock



When the computer image is mixed with live video, only those areas that are close to black actually show the image

Genlocks

Genlocks allow the computer's screen output, be it the GEM desktop or some fancy titling, to be mixed with or overlaid on an external video signal such as that from a camcorder or VCR, and simultaneously displayed on a TV or

monitor or recorded to another video-tape. In this way, you can add subtitles to your film or other special effects such as wipes and fades.

Most software should work with a

Product: Video Supreme
ScreenMaker
Supplier: Goodman International, 16,
Conrad Close, Meir Hay
Estate, Longton,
Stoke-on-Trent
Telephone: 0782 335650
Price: £14.95/£11.95
Configuration: All Ataris

There are always alternatives. If you don't fancy Video Supreme's STOS-based approach, you can always go DIY and do the sequencing yourself. It isn't too hard – well, not the first time, anyway – but if you're planning on giving all your video tapes the treatment, a dedicated program is the best bet.

There are several slide shows in the public domain which display Degas, Neo and Tiny images one after the other (either in the order they are placed in the folder or alphabetical order).

If you find one that waits for a key press before moving on, you can control a sequence of Degas frames designed in any paint package. Just switch the VCR to record and away you go.

You can also use the animation facilities in programs like TruePaint and Prism Paint. Simply replay an animation while recording and you have a smooth sequence of events



Professional level video effects with DA's Vector Pro

limited only by your own imagination.

At the other end of the scale comes DA's Vector Pro with its top notch vector-based animation features, including movable camera

and an utterly obscene number of special effects using images and vector text. It's particularly good on the Falcon or an ST with graphics card.

genlock. Whatever is displayed on the screen is mixed with the video output, so you can use paint programs, vector graphics packages, text effects programs or dedicated titling software.

The only hard part is remembering which colours to use. The genlock will treat black and dark colours as transparent, and white or light colours as solid.

As a result, if you create a black background and display white text, when mixed with the live video you will simply see white text overlying the image. It's best to experiment to find the best colour for a particular sequence.

Titan Designs' Graffiti

The Graffiti genlock from Titan Designs reviewed here is the first pre-production model, although no outward changes are expected in the production model which should be available as you read this.

The Graffiti comes in an attractive black box with yellow dials and gold logo. It can be attached directly to a Falcon and STE but an additional adapter needs to be fitted inside the case for other models such as the





STFM. The 50-odd page manual contains precise instructions for each model with plenty of helpful diagrams.

Graffiti will use any resolutions available, including true colour modes, with the addition of overscanning on the STE

and Falcon computers (overscanning makes the picture fill the screen regardless of the black border).

Two display modes are supported, additive and overlay. The additive process is more commonly termed



Multigen Vine Micros

The Vine Micros Multigen has been around for some time, though it's rarely publicised these days. Designed to work with any computer, including PCs, Macs and Amigas, it come with a special set of leads for connecting to a Falcon or ST/STE and a mains adaptor for the power.

The Multigen consists of a small grey box with no less than seven sockets on the back, not including the socket for the mains adaptor. These consist of Computer In and Out, RGB Out, composite Video In and Out and S-Video In and Out for the more upmarket camcorders and videos.

The first problem is that the sockets on the rear don't quite match those in the manual which certainly caused me some confusion. Vine state they are in the process of amending the manual. It's also necessary to set a dipswitch on the rear for PAL compatibility. The Multigen will work with any Atari from the STFM onwards (earlier models will need a TV modulator fitting) and a standard colour monitor such as the SC1224 or Philips.

News of the Falcon clearly hasn't yet filtered through to Vine but it works just as well as an ST, except for the fact that it only supports a maximum of 256,000 colours in 640 x 480 resolution owing to memory limitations. Unlike the Graffiti, a second RGB-type output display is required if

you want to see what is being recorded, as the Computer Out feed displays only the computer screen and not the overlaid image as does the Graffiti.


On the front panel are five buttons. The freeze button uses the genlock's video memory to store and stabilise the computer's current picture, although it didn't appear to make a vast difference.

Second is the overscan option, but this is locked on for PAL monitors. The third button is for switching between video sources (composite or S-Video), the fourth selects the genlock mode – either overlay, mix or standard – and the last selects fade, which fades the computer signal in or out.

There is a key level adjustment facility which lets you vary the brightness at which a colour becomes transparent – for example if you want to overlay dark red text which would normally be transparent.

The Multigen looks pricy at exactly twice the price of the new Graffiti, although it does have the advantage of cross-platform compatibility, of course, as it works with other machines.

It's also small and very compact and supports higher quality S-Video input too for those who need it. The price does include video output leads include Scart, S-Video and composite.



transparency, as the video image will show through the computer-generated graphics, while overlay mode is used to blot out some of the video signal.


Connecting Graffiti is nice and straightforward. There are four connec-

tors at the back, Computer In, Video In, Monitor Out (Atari colour monitor compatible) and Video Out (composite video). There is also a power socket for the 12V mains adaptor and a lead for connecting your Atari to the genlock, both of which are supplied.

DESTINATION

Interestingly the genlocked signal is sent to both monitor and composite Video Out sockets so only one display is needed. If a second is required, you can always run a TV from the destina-

Genlocks are an excellent tool for enhancing videos, particularly in education, as you can keep the writing on the screen for the benefit of slower readers



TruePaint and SpeedoGDOS are behind these subtitles

tion VCR's RF socket. It also means you can watch a background video on your SC1224 or Philips monitor while still using your computer!

To get Graffiti up and running properly, you need to run a small synchronisation program with some fairly obvious settings obtained by pressing the relevant function keys.

The front panel of the Graffiti genlock has three variable controls – pan, brightness and colour. A further switch allows you to manually toggle between overlay and transparency effects.

Pan adjusts the video image horizontally for alignment with the computer generated image while brightness and colour should be fairly obvious, though not so obvious is the fact that it allows real-time special effects such as turning colour to mono or fading images by turning the brightness up or down.

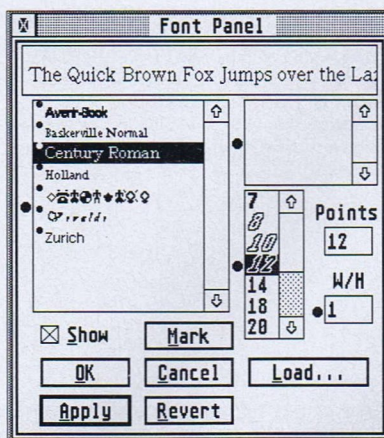
The Graffiti works very well and once the three dials are tuned – a process that can take some time – the picture quality is very good. Two vertical lines appear on the display but this should be corrected in production versions.

With the addition of the Impro Animate video sequencer, currently still under development but for sale separately, Graffiti should prove to be a very attractively priced package for those wanting to play with video effects.



Product: Multigen genlock
Supreme/ScreenMaker
Supplier: Vine Micros, Vine House,
Cowper Road, Margate
CT9 1SX
Telephone: 0843 225714
Price: £360
Configuration: Any Atari

Product: Graffiti genlock
Supplier: Titan Designs, 6
Wetherford Way, Selly Oak,
Birmingham B29 4AX
Telephone: 021-414 1630
Price: £179.99
Configuration: All Ataris



One of the most important dialogues in Papyrus is the font panel. Fonts are grouped together in "font families" (the different sizes of one font) and non-existent sizes are generated by the program "on the fly". OK closes the dialogue, but Apply will keep it open, ready for further alterations to the settings if you are not happy with the immediate result

ST owners certainly cannot complain about a lack of choice in word processing software: First Word Plus, That's Write, Calligrapher, Word Perfect, Signum, Script, Protext, AtariWorks and Wordflair are just some of the commercial offerings that spring to mind, and there are also a few eminently usable public domain text crunchers.

No other software category has so much fierce competition between the different vendors, and you would have thought that the last thing someone like HiSoft would want to do is to join the fray with yet another one. Unless, of course, it has something very special to offer that the competition cannot match.

The new kid on the block is called Papyrus and, like so much new software these days, is an import from Germany.

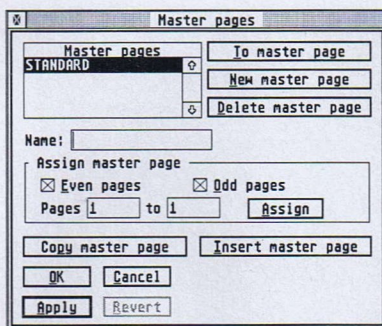
The fact that Papyrus has carved more than a small niche for itself in the even more competitive German word processing market should in itself indicate that this is more than yet another "also ran", just as HiSoft's legendary reputation for excellent user support should ensure that Papyrus will be no one-day wonder. So what has it got to make its rivals sit up and take it seriously?

EVOLUTION

The short answer is that Papyrus promises to lead in the way in what has become the dominant trend in the evolution of word processing software: the crossover into page layout and desktop publishing.

Not so many years ago, the demand for a "what you see is what you get" monitor display was deemed to be satisfied if you could identify simple text effects such as bold and italics on the screen, and have visual control of line and page breaks.

Eventually, graphics-based screen modes made it possible to show different typefaces and even incorporate pictures, but fully-fledged multi-column page layouts with fine control over the positioning of the page elements and high-



quality output remained the province of an entirely different software category, desktop publisher. The processing power of your average personal computer just wasn't up to combining the functions of both in one package: DTP programs would be painfully slow at text editing, and word processors came to a near standstill once multiple columns, fonts and images were involved.

Given the steady advance in technology, however, it was only a matter of time until these restrictions would be overcome. The original ST was based on a Motorola 68000 chip running at 8MHz, but the STE doubled this speed to 16MHz and the Falcon and TT employ the much superior 68030 chip clocked at 16 and 32MHz respectively.

The cumbersome GDOS screen and printer output routines were replaced

Being able to define different master pages is the key to layout flexibility in newsletter and magazine design, and this is what sets Papyrus apart from ordinary word processors

with niftier alternatives such as NVDI and Atari's own vector-based SpeedoGDOS.

Only a few years ago, the average ST system had a couple of floppy disk drives and at best a full megabyte of RAM; fast hard disks and 2 or 4Mb of RAM are now much more common. Along with these developments, old barriers were gradually torn down and software developers became much more ambitious.

Papyrus represents the most advanced attempt so far to offer a word processor with a whole bundle of functions that used to be the preserve of DTP packages. Using the multiple master pages, Papyrus can handle the most complex publications including newsletters and magazines.

Text will flow around graphics and pictures can be anchored to a particular position relative to the text, so that any subsequent changes will make the illustrations move along with the text.

ZOOM FACTOR

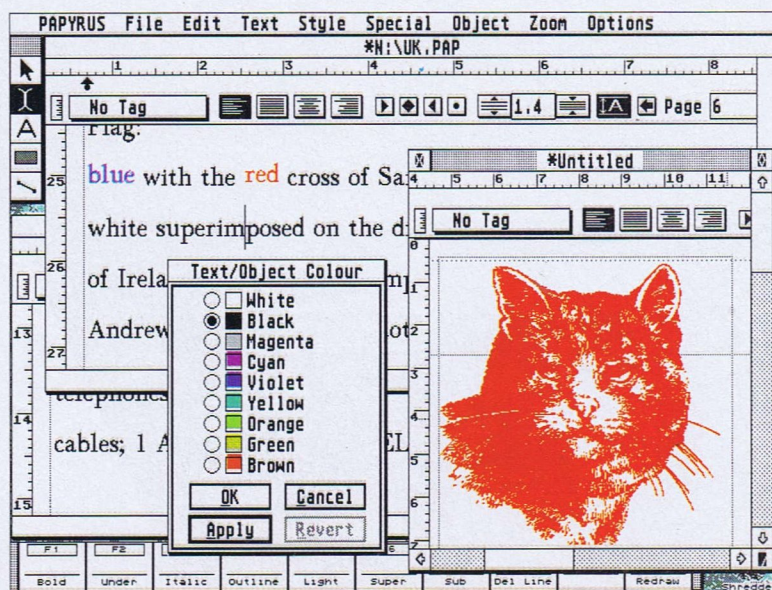
Font sizes and leading can be controlled down to one-hundredth of a point. You can zoom in on any part of the page up to a zoom factor equivalent to the printer resolution (yes, just like Calamus and DA's Layout).

The program is extremely flexible in the variety of font formats it can handle. For high output resolutions and large point sizes, the new SpeedoGDOS vector

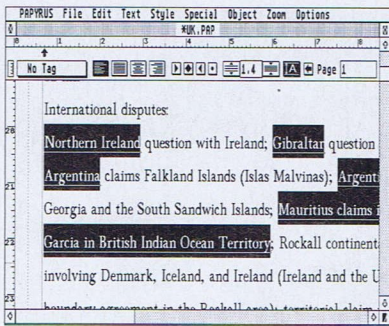
A new German word processor with serious DTP ambitions is about to hit the market.

Günter Minnerup previews Papyrus

Perfect



Multiple windows, a user-friendly interface and loads of powerful word processing and DTP features are the hallmarks of Papyrus. The colour support may not be quite up to professional publishing levels but a bit of spot colour could enliven your letters to the bank manager when you've got into the red again!



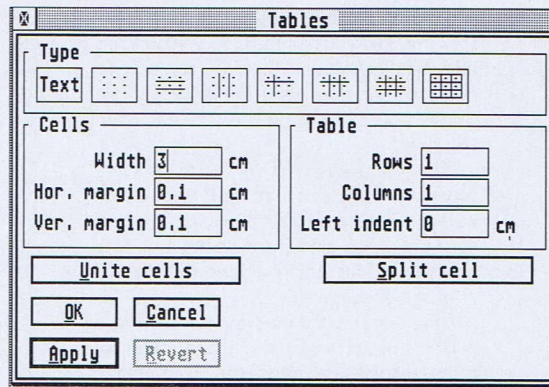
A truly unique feature is the ability to define multiple or non-coherent blocks which can be cut and pasted or have their font attributes modified just like the more familiar, single blocks. Clicking on Mark in the Font Panel will automatically define such a block from all text in the same font and point size

format is obviously the preferred choice, but as the manual points out, for lower resolutions and point sizes, hand-crafted pixel fonts can be superior, so Papyrus also offers the use of ordinary GEM/GDOS fonts as well as Signum fonts.

The latter are not as well established in Britain as they are in Germany, where the Signum and Script word processors, which both use this format, are still going strong and literally hundreds of these fonts are freely available.

The traditional drawback of using bitmapped GDOS fonts is that they will only reproduce well in the sizes actually present on your system and can look very ugly when enlarged or reduced from these standard sizes.

Papyrus compensates for this as best it can by making an attempt at generating rescaled bitmaps rather than just enlarging the present one, and the results are quite respectable. Another trick up its sleeve is



to substitute printer fonts for screen fonts: a 12 point, 300dpi laser font, for example, has the same number of pixels as a 40 point screen font and will be used as such by the program.

Graphics handling is obviously central to any DTP pretensions and Papyrus will import both bitmap (IMG, Degas and a few others, but no TIFF) and vector (GEM) images.

These can be loaded into a picture preview window for examination before being placed into the current page in the document. Pictures are treated as objects and can be cropped, scaled and assigned one of eight spot colours.

ANCHORED

Like text objects, graphics objects can be rotated but only in steps of 90 degrees. The pictures can not only remain anchored to particular positions in the text – making it much easier to edit illustration-packed documents such as manuals – but will also have the text flowing around them, with user-definable spaces around the edges of the graphic. The

Setting tabular matter using proportional fonts and tabs can be a real nightmare, but Papyrus takes care of this through the settings in the **Tables** dialogue. There are also automatic or semi-automatic mathematical calculation and index generation features

import and export functions may not offer ready-made filters for other word processor formats, but there is very good support for the industry-standard Rich Text (RTF) format – indeed, the best I have seen on any Atari word processor.

This makes it a doddle to exchange files with PC and Mac as well as other Atari programs without losing text attributes like bold, italics and superscript. In my tests, even footnotes were correctly preserved.

For a graphics-based word processor, Papyrus is no slouch and certainly somewhat faster in operation than, for example, Calligrapher, the most DTP-like word processor for Atari computers up to now.

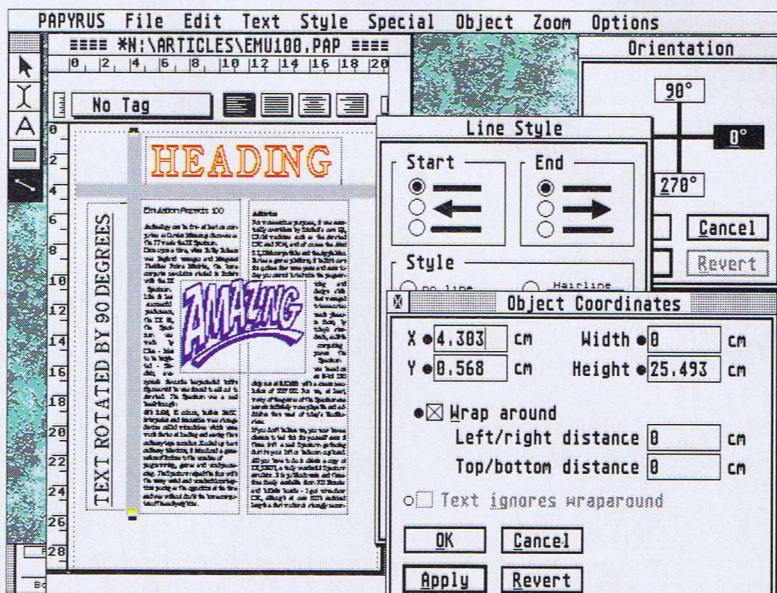
DEDICATED

But then it is only fair to point out that it does not quite measure up to the word processing power of Calligrapher, or indeed most other dedicated word processors with lesser DTP ambitions; the pre-release version examined for this preview lacked a spelling checker, for example.

There are also no macros and, perhaps most surprisingly, not even a simple word count facility. Similarly, on the DTP front, highly desirable and quite basic features such as guide lines and a grid are absent.

For many users these will be minor niggles, however, compared to the power and ease-of-use offered by Papyrus, and I am sure that HiSoft will move quickly to plug these gaps in the program's otherwise impressive armoury if sales takes off as they undoubtedly will. This new import certainly looks a winner to me.

on paper



Papyrus has all the basic tools required to create varied and flexible page layouts. The non-modal dialogues are in reality separate windows which can be kept in view while you are checking the effect of a particular setting

BOTTOM LINE

FEATURES

The best attempt yet at DTP-like word processing, but where's the spell checker?

Excellent
Good
Average
Bad
Appalling

EASE OF USE

Excellent user interface and very smooth in operation.

Excellent
Good
Average
Bad
Appalling

VALUE FOR MONEY

Versatility at a reasonable price.

Excellent
Good
Average
Bad
Appalling

Product: Papyrus
Supplier: HiSoft, The Old School, Greenfield, Bedford MK45 5DE
Telephone: 0525 718181
Price: £129
Configuration: Any STE/TT/Falcon running in hi-res with 1Mb of RAM. Hard disk recommended with SpeedoGDOS

Besides the new technology and greater power which Atari's Falcon has injected into the Atari computer scene, another welcome fact is that it has been responsible for a sudden increase in art and graphics software for all Atari computers.

One of the first art packages for the Falcon was TruePaint, which worked on all Atari computers but also took full advantage of the Falcon's enhanced graphics features.

Hot on the heels of TruePaint comes Truelmage, providing the artists among you with some powerful and extremely fast image processing functions.

Although not quite ready for release yet, with a few bugs to iron out and the manual to be completed the version HiSoft sent for preview is pretty much complete and is looking decidedly tasty, thank you very much.

BALANCE

When it's finally ready, you will be able to get your hands on Truelmage for the princely sum of £59.95. For your money, you will get two program versions on the disk, one for 68000 machines (Atari ST and STEs) and one for the 68030 machines (Falcon or TT).

Of course, the 68030 version will give suitably superior performance on appropriate machines compared to the 68000 version.

Judging the balance between performance and price of a package is a tricky pastime for any software developer, but HiSoft seem to have this particular skill mastered to a tee.

There are other image processors out there, some of which have features above and beyond what Truelmage offers. However, not many packages can have the user a comprehensive list of features at a price they can afford — TruePaint does just that. As is the case

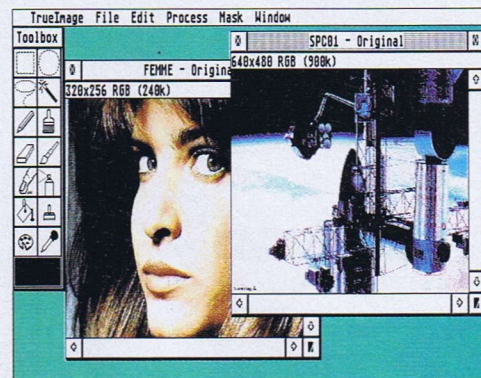
with many quality image processing packages on various computers, Truelmage's interface includes a "floating" toolbox to complement the menu bar and multiple images are displayed in their own window.

This makes cutting and pasting between different images and quick selection of available tools a breeze, resulting in an efficient, smooth and easy to use working environment so essential in image processing.

One very important aspect of image processing packages are the number of picture formats supported. Truelmage scores extremely high in this area with its use of External File Manager (EFM) modules as first introduced in TruePaint.

These modules take care of interpreting the different picture formats which you may encounter when loading images from various sources.

The big advantage of EFM's are that should a new picture format emerge, it's simply a matter of knocking up a specific module to cater for it, effectively making Truelmage future-proof in this respect.



Multiple images can be loaded, memory permitting, with each image displayed in its own window

Darren Evans takes a sneak look at Truelmage, a soon to be released image processing package from HiSoft

Enhanced images

The preview version of Truelmage came with 18 EFM's in all, including modules for GIF, TARGA, TIFF, JPEG and Photo CD picture formats.

As with all image processors, a program is only as good as its range of processing functions on offer. Again, Truelmage scores highly in this area.

A quick trip to the Process menu brings up a veritable host of powerful functions to choose from including image enhancement filters and special effects.

All the usual functions, such as contrast, brightness and invert are in evidence, while the lower half of the Process menu contains the more exotic functions contained within sub-menus.

An added nicety with the contrast and

brightness functions is the inclusion of a Preview option, which lets you check out the effect your action will have before it is applied.

Many of the functions chosen are also very versatile in that a further dialogue box will ask the user to specify various settings for that function.


MANIPULATION

For example, choosing the Emboss function will bring up a box asking you to specify an angle, size and colour using slider bars to alter the default settings.


Obviously, such manipulation of images can be very time consuming depending on the size of the image and

Jargon

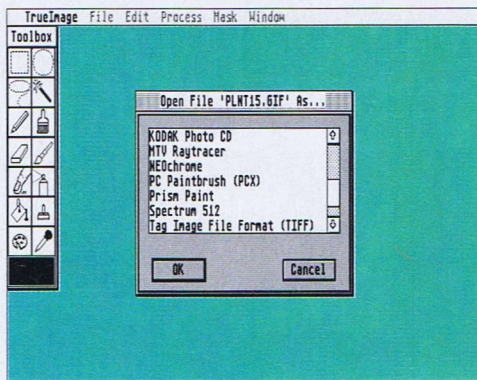
- 24-bit graphics.....**Images which can contain up to 16.7 million colours.
- blur**An effect which essentially gives a soft focus look to an image.
- despeckle**Removes spurious pixels of either black or white to clean up an image.
- dither**A shading method which is generally used when the number of colours in a picture are reduced.
- emboss**A process which gives a 3D effect.
- mask.....**User-specified area of an image which is to be protected or merged with another picture.
- mosaic.....**Essentially creates a blocky picture as though the resolution has been decreased.



Example of effects available with Truelmage, stating with this image before processing



Emboss gives a 3D look to the image, almost as if it's been stamped



The EFM picture format modules provide excellent support for the various image formats around at the moment

its palette. For instance, applying a Blur process to an image containing 32,000 or more colours will take longer than a 16-colour image. As mentioned before, you get two program versions when you buy Truelmage, one for 68000 machines (that's the bog standard ST and STEs) and one for the 68030 machines (Falcon and TT).

Of particular interest to Falcon owners is the fact that the DSP is used to impressive effect during processing. Most of the process functions bring up a progress bar which gives a visual indication of the time left until the process is complete, and when the DSP is being used this bar simply flies along compared to the same function being used on a non-DSP machine.

Two other particularly well implemented features which Truelmage offers are the Edit and Masking features.

ACCURACY

The Editing features include the standard Cut, Copy and Paste, which are useful for working with user defined parts of an image. You also have the ability to Flip, Rotate (in 90 degree increments), Rescale and Crop to a mask among others.

The Rescale function is very useful and lets you Rescale an image by size or resolution, which is ideal for DTP work. It is also very accurate and worked very well on a low res 320 x 200 image which it scaled up to 640 x 400.

The masking feature is particularly powerful. With it, you can specify parts of the image that are to be protected from certain effects or, to think of it another way, to isolate a part of the image which a process is to alter.

The masking features also allow you to specify and cut out irregular shapes



Mosaic essentially expands all the pixels to give a "de-rezzed" blocky look

from an image and paste them onto another. A particularly powerful masking tool is the magic wand which automatically calculates a colour boundary to define the area to be masked, negating the need to manually draw a mask around the outline of an irregular object.

It is also possible to alter the threshold level of the magic wand so that it works with a specific colour or range of colours.

In terms of performance, Truelmage worked admirably on my 4Mb Falcon. Although 4Mb should be fine for many users, it has to be remembered that Truelmage works in 24-bit internally and you will get out of memory problems when working with large files.

As yet, Truelmage does not feature virtual memory support, which I personally think would be worth any extra cost, but as HiSoft are renowned for their philosophy of listening to their users and continually improving their range of soft-

ware, I would think it won't be long before it appears in an upgraded version.

Although the manual was not available for this preview, HiSoft have a long established reputation for producing excellent documentation, complete with tutorial and reference sections for all their software products and Truelmage will no doubt be no exception.

In closing, it is difficult to give an overall rating to what is essentially an incomplete product, but if the currently implemented features and price are anything to go by, Truelmage will certainly appeal to a wide audience of both DTP and general artists alike.

Product: Truelmage
Supplier: HiSoft, The Old School,
Greenfield, Bedford
MK45 5DE
Telephone: 0525 718181
Price: £59.95
Release date: Available soon

The competition

There are many other image processing packages for the Atari range of computers, all having their own strengths and weaknesses as well as price tags. Here are a few of them:

Chagall • CGS Computerbild

CGS are one of the most prolific companies in terms of high-end graphics packages and Chagall is one of their most powerful and recent additions to the area of image processing.

It's a 24-bit package which has a comprehensive range of functions and add-on modules which make it one of the most powerful packages around. Its multi-window, icon-driven interface is particularly excellent, as is its 8-bit masking feature.


It also has virtual memory support, meaning you can use your hard disk as extra memory. It works on both Falcon and STs with a graphics card.

Chagall's power comes at a price, in this case £199 compared to Truelmage's £59.95.

DA's Picture

Another high-end image processing package from CGS Computerbild, utilising the same excellent multi-window icon interface.

DA's Picture is from the same team that developed DA's Vector and DA's Vector Professional and you can be assured that it has a comprehensive range of features and functions. DA's Picture will set you back £149.




Studio Photo

This one's from Compo Software and is an easy-to-use package which is compatible with the Falcon and STs. It has a good range of functions though they are somewhat slow,

even on a Falcon.

One impressive inclusion to the package are the CD-ROM drivers for MultiTOS. Studio Photo costs £79.



ChromaStudio 24

Before you ask what happened to versions 1 to 23, the number 24 refers to 24 bit, which is what this promising package works with.

It's hard to classify this one; it's an art package, offering all the drawing tools for creating an image, it's also got an impressive morphing package built-in for creating morphing, as made famous in Terminator 2.

It also boasts compatibility with Exposé, a video digitiser from Titan Designs, enabling you to grab images directly from video. The ChromaStudio program is actually finished but is still undergoing final stages in the distribution area. Look out for it soon.

Gem View v3.02

If you are on a budget, you can still venture into the image processing arena with Gem View, an outstanding shareware picture viewer come image processor.

It's such a great shareware package that we gave it a two-page review in the April issue, where Andrew Wright gave it a big thumbs up in terms of features and value for money.

All good PD libraries should have it in stock and if you decide to register, it will cost a mere £18.

ATARI ST USER

exclus
15 £££-

Atari Joystick

This is an unbeatable offer for all gamers - an Atari joystick for just £2.99.

It's ideal for anyone, but especially for those who would like a second stick ready as a spare for visiting friends. With easy access Fire buttons on both sides of its small case, this model is suitable for left and right-handed players and

fits comfortably into the hand.

**ONLY
£2.99**

Atari Robotics

Control battery-operated robots such as Lego from your ST with this powerful and easy-to-use package. It contains an interface card and software, both designed for use by people without electronics experience.

The manual takes users from the basics through to building sophisticated models, with the help of clear diagrams and examples.



**ONLY
£19.99**

Trackball

Ever fancied a mouse alternative, but been put off by poor trackball designs? Well, we've found the answer - the Legend Ball.

This 320 dots per inch trackball has been ergonomically built, putting all controls within easy reach of your fingers and featuring a smooth platform on which to rest your palm.

While the mouse pointer is controlled by your thumb, item selection can be made easily without removing your hand from the device.



**ONLY
£24.99**

GREAT WAYS TO UPGRADE

External drive

An external floppy drive which plugs straight into the back of the ST can benefit every type of user - from games player to publisher.

Disk copying is faster and easier once a drive has been fitted, and there's no need for inconvenient disk swapping when using powerful software.

The advantages of owning a second drive - and what better way is there of expanding your system than choosing this bargain-priced but high quality device?

**ONLY
£57.99**

Mouse

This high resolution replacement for the chunky and sluggish Atari mouse is perfect for use alongside all your leisure and business applications.

Switchable between ST and Amiga use, the stylish Eclipse model features micro-switch technology to give smooth operation, easy use and durability.



**ONLY
£9.99**

Memory

With more and more memory-hungry programs being launched for Atari computers, there's never been a better time to upgrade yours.

Extra memory will enable you to play the most exciting simulation games, use powerful graphics drawing programs or even design colourful pages with the latest publishing software.

We've put together options for all types of Atari enthusiast - and with the STFM boards you'll be able to extend the memory up to 4Mb of memory at a later date.

They're all at really competitive prices, with a service available for buyers who don't feel confident to fit the upgrade themselves.

**FROM
£8.99**

512k STE.....	£8.99
STE to 2Mb.....	£49.99
STE to 4Mb.....	£99.99
512k STFM.....	£29.99
STFM 2Mb.....	£74.99
STFM 4Mb.....	£129.99

ively presents

saving ways to stretch your ST's limits...

Midi Studio Master

This Midi sequencer – which previously sold for £99 – enables you to turn your ST into a fully-fledged music controller.



With this software and compatible synthesiser keyboard you can write, store and playback stunning compositions just like the professionals.

Its features include 100 track storage, 240 PPQ resolution, Midi standard file compatible, real-time mix-down via mouse, real-time scrolling arrange window and pipeline module system.

**ONLY
£9.99**

Internal Drive

Imagine the advantages of upgrading a single-sided floppy disk drive to a double-sided version.



If you're still using the old style single-sided drive, then you'll have already found that most of the latest software doesn't work with your ST. Replace it with this internal model and you'll be able to run all programs, including your existing collection, and have double the storage capacity on every disk.

The drive is easy to fit but because official Atari drives are no longer available, some small alterations will be needed to the ST's case.

**ONLY
£39.99**


TOS upgrade

Give your ST the extra features and improvements of the latest operating system but keep compatibility with all your existing programs.

With TOS 2.06 you'll be give your computer a brilliant new look, and have the ability to put frequently used folders and files onto the desk-top for easy access.

Extra icons are available for folders and hard drives, keyboard shortcuts make control easier, the desk-top's colour can be changed and GEM programs set to run automatically.

Its support for high density floppy drives is just another reason why this bargain upgrade is right for you. A fitting service is available.



**ONLY
£59.99**

Fitting and return delivery

We realise that many ST owners would love the power offered by extra memory or the latest operating system but are put off by the prospect of fiddling about inside the computer.

This is why we've teamed up with a leading Atari dealer who for a small extra charge will

be able to fit memory and TOS upgrades, and even arrange for your machine to be sent back.

If you choose this service please don't send you computer just yet – once we've received your order an Upgrade Centre representative will arrange a convenient appointment time.

UPGRADES ORDER FORM

Fill in this form and send it to Upgrade Centre, Europa House, Adlington Park, Macclesfield SK10 4NP

**ATARI
ST USER**

- | | |
|---|---|
| <input type="checkbox"/> 512k STE upgrade.....£8.99 | <input type="checkbox"/> Mouse.....£9.99 |
| <input type="checkbox"/> STE memory to 2Mb.....£49.99 | <input type="checkbox"/> Trackball.....£24.99 |
| <input type="checkbox"/> STE memory to 4Mb.....£99.99 | <input type="checkbox"/> Midi Studio Master.....£9.99 |
| <input type="checkbox"/> 512k STFM upgrade.....£29.99 | <input type="checkbox"/> Robokit.....£19.99 |
| <input type="checkbox"/> STFM 2Mb.....£74.99 | <input type="checkbox"/> Joystick.....£2.99 |
| <input type="checkbox"/> STFM 4Mb.....£129.99 | <input type="checkbox"/> TOS 2.06 (STE).....£59.99 |
| <input type="checkbox"/> Internal floppy.....£39.99 | <input type="checkbox"/> TOS 2.06 (STFM).....£59.99 |
| <input type="checkbox"/> External floppy.....£57.99 | <input type="checkbox"/> Fitting and return delivery.....£19.99 |

Please add £1 per item for postage and packing within mainland UK – for overseas telephone the Upgrade Centre on +44 772 203166. All products only available while stocks last

I wish to pay by...

☐ Cheque/postal order payable to Europress Enterprise Ltd

☐ Credit Card No Expiry date

Name.....

Address.....

.....Postcode.....Daytime phone.....

Please do not send your ST to the above address. The Upgrade Centre will contact customers requesting the fitting service with full address and booking details.

☐ Tick this box if you do not wish to receive promotional material from other companies

The link between chocolate and astronomy is not an obvious one, unless you think of Galaxy or Mars bars. For David A Hardy, however, employment in the design office of Cadbury's in Bournville became the springboard for a successful career as a freelance writer and illustrator that revolves around the stars.

Like many children, David grew up with a fascination for mankind's final frontier, but unlike most, he developed this youthful interest into a vocation that has made him a star himself on the international science-fiction and astronomy scenes.

His first collaboration, with Patrick Moore, the famous astronomer and television personality, dates back to 1954, his pre-Cadbury days, when the then 18-year-old created the illustrations for one of Moore's books.

Many more such collaborations have followed. The Cadbury experience then added the commercial training without which the leap into freelance independence, made in 1965, might have been that much more hazardous.

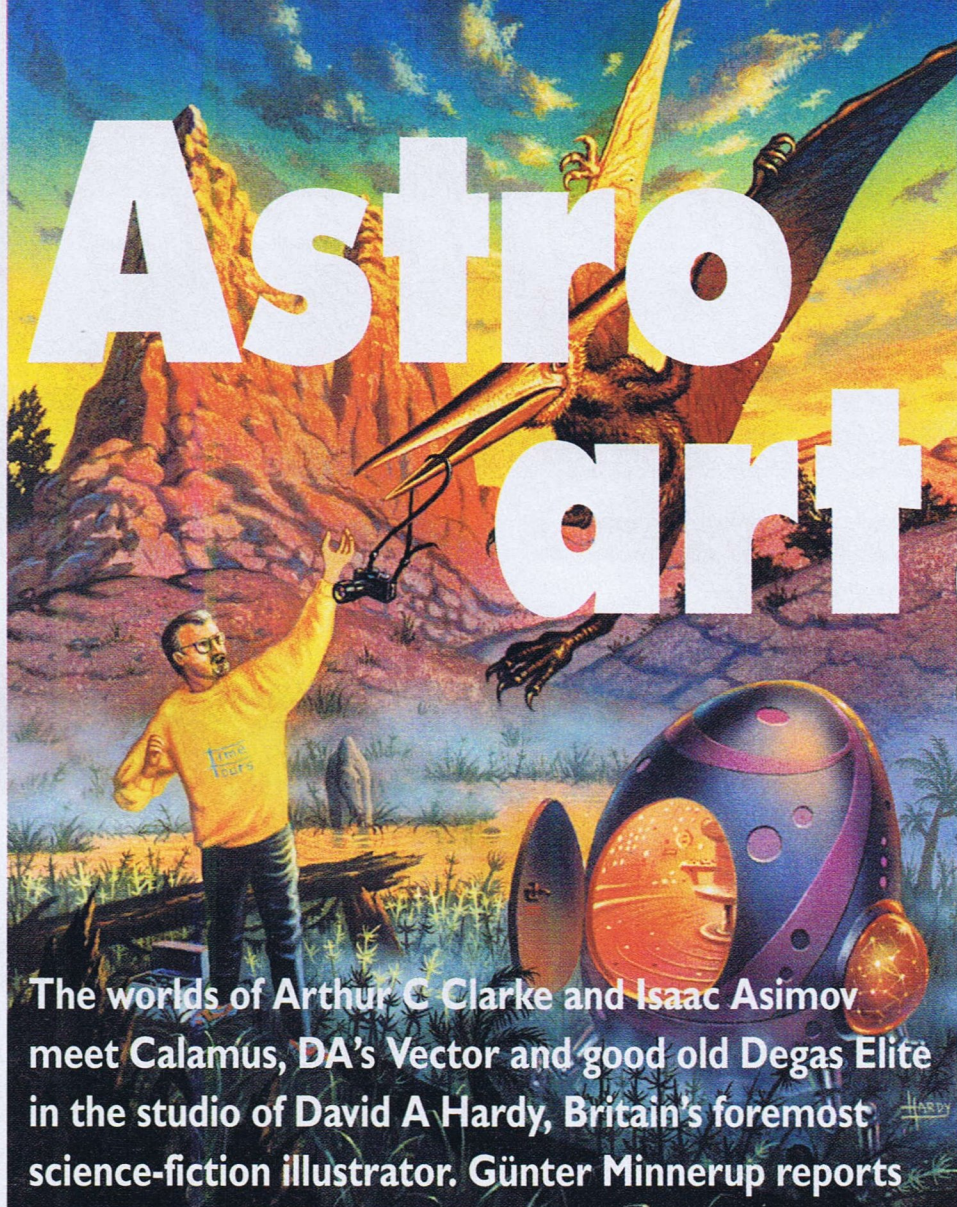
SCIENCE-FICTION

All kinds of real or imagined intergalactic sceneries and life-forms figure prominently in David A Hardy's work, much of it aimed at the science-fiction market.

Leading American SF magazines such as *Galaxy*, *Amazing*, *Analog* and *Fantasy and Science Fiction* regularly feature his award-winning covers, as do countless hardbacks and paperbacks of this genre. Household name authors Arthur C Clarke and Isaac Asimov own his pictures, and he has been voted Best European SF Graphic Artist.

But David Hardy's interest in space is not just confined to the fantastic and the fictional, it also has a more serious scientific side to it: If science-fiction leaves you cold, you are just as likely to find his illustrations on the pages of *New Scientist* or on the popular science shelves of your local library.

Indeed, not only his illustrations but his words too, for he has also authored a number of science books, including *Atlas of the Solar System*, *The Fires Within*:



The worlds of Arthur C Clarke and Isaac Asimov meet Calamus, DA's Vector and good old Degas Elite in the studio of David A Hardy, Britain's foremost science-fiction illustrator. Günter Minnerup reports

Volcanoes on Earth and Other Planets.

These are not cheap paperbacks, but lavishly illustrated, beautiful and glossy productions of the coffee-table type, with a broad appeal and extremely educational, scientific content.

Last but not least, there is the art itself: there have been David Hardy exhibitions in the London Planetarium and shows all over the world, and his work has featured in the prestigious US magazine *Step-by-Step Graphics*. Some of his fine

art prints have become best-sellers both here and in America. As European vice-president of the International Association for Astronomical Arts, he has recently compiled a stunning collection of the work of over 70 international space artists entitled *Visions of Space*.

Not being much of a science-fiction or astronomy aficionado, or a regular browser on the science shelves of my library, I might never have come across David Hardy or his work if it were not for my assignment to track down interesting professional users of Atari computers.

That is one of the pleasures of this job: you really meet some very unusual and fascinating people, very different from the common stereotypes of computer users as spotty games-playing adolescents or grey-suited business types.

Indeed, when I enter David's studio on the first floor of an unassuming semi in the leafier suburbs of Birmingham, there is not a computer in sight. The walls are covered by bookshelves crammed with scientific and SF literature, the remaining available space filled with choice samples of his work.

In the centre of the room you find the traditional workspace of the graphic designer, with pots of paint, collections of brushes, an easel and all the other paraphernalia of the graphic arts, the



David A Hardy touching up one of his space landscapes with the airbrush. He regularly uses a wide variety of techniques and materials, from acrylic to oil, but has recently developed a particular liking for chrome-colour, which is derived from the paints originally used by animators



only visible concessions to modern technology being a large photocopier, a fax machine and an Optiskop enlarger hovering over the desk.

It is only when you climb up another flight of stairs that you enter the combined photographic studio/computer room. It is almost as though the two spheres of high technology and traditional craft have been consciously kept separate. Without previous experience

of computers, David became one of the first ST owners in Britain way back in 1985 when Jack Tramiel launched the new machine under the famous "power without the price" slogan.

"I had been keeping an eye on developments in computer technology for some time, but the ST was the first affordable machine that could really do what I wanted it to do," he explains.

UP-TO-DATE

The 520ST led to a Mega 4, and he is now the owner of Atari's latest machine, a 4Mb Falcon 030 with an external 85Mb SCSI hard drive, connected to a multi-sync colour monitor.


This up-to-date hardware runs some surprisingly veteran software, especially the now very long-in-the-tooth Degas Elite.

"I use it mainly for rough sketches before getting down to the actual painting," David explains, "and it's never been bettered for ease-of-use, especially when it comes to simple block operations."

A much more recent acquisition, DA's Vector, is used mainly to manipulate vector text for special effects and to vectorise bitmap images scanned in with his Epson GT-6000 flatbed scanner. The traced images are then usually imported into DTP program Calamus S, edited further and printed out on the Ricoh LPI200 laser.

Hidden deep inside many of his paintings are cut-out laser prints, cunningly disguised with liberal applications of airbrush paint, until they blend in perfectly with their surroundings. Another use for the scanner/Falcon/laser combo is the production of printed transparencies which serve as templates for the airbrush.

David is constantly experimenting with new techniques, new software and new



To the real world...

The freelance worker, being able to do his own thing in the privacy of his own home office or studio, answerable to no-one but himself and earning cash for his own bank account only, is the envy of most of us with our daily struggles commuting to a distant workplace and our dependency on the whims of an employer.

The other side of the coin, though, is the freelancer's regular confrontations with the Inland Revenue, and the constant struggle with paperwork. This, of course, is yet another area where the computers come in handy.

For David, the PFM Personal Finance Manager takes care of the sums, but I nearly choked on my biscuit when I heard that much of the word processing is still done with something called Haba Writer, one of the earliest and now long-forgotten products for the ST.

Then again, word processors are largely made redundant in David's working life by his enthusiasm for Calamus into which most of the correspondence is typed directly.

Nothing unusual about that, perhaps, since it allows the easy incorporation of designer letterheads, but David is the first author of a full-length novel – a science-fiction work entitled *Child of Two Worlds* – I have ever heard of to prefer the built-in Calamus text editor to a dedicated word processor for creative writing. It goes without saying that the publishers will receive a manuscript complete with cover design and full-page illustrations!



A new Falcon 030 has replaced a Mega ST as the artist's main computer workhorse. The 520ST in the background is used mainly for word processing and leisure purposes – there's an electronic keyboard hooked up to its Midi ports

Address _____



Individual screens are designed using Degas and then linked to make stunning game backgrounds



potential applications for the Falcon. Having invested in copies of Studio Photo and Retouche, scanned photographic images are playing an increasing part in his design work, and the day may not be far away when the computer will at last be able to replace – for some jobs at least – the real airbrush.

David explains that the painting tools described as airbrushes in most existing graphics programs are really only pixel scatterers with little resemblance to the real thing, so he has put his own experience to constructive use and advised the developers of ChromaStudio, the stunning new Falcon art program, on the specifications for what promises to be the first true paintbrush tool on a personal computer.

ENTHUSIASM

David speaks of this software with enormous enthusiasm, as indeed he does of the potential offered by the exciting graphics abilities of the Falcon in general, so we may well see him move further into the direction of computer art, complementing rather than completely replacing his more traditional craft.

The move into computer technology has helped David spread out into several new areas of commercial work – a freelancer has to earn a living, and the more strings to his bow the better.

Good graphics are always in demand in the games publishing world, and many computer games are set in space scenarios, so it is not very surprising to find that David has also been heavily involved in this field, producing the graphics for the highly successful *Kristal* and the packaging artwork for, among others, *Damocles* and *Mercenary*.

These were done with Degas Elite, but *Calamus* too has found additional gainful employment in a page layout and graphic design bureau for small local businesses and societies: from copy-writing to letterheads, *Yellow Pages* adverts to

The ST was the first affordable machine that could really do what I wanted it to do

CVs, Hardy Visual Communication offer a pretty comprehensive palette of services.

If you want a T-shirt with a company logo or even an intergalactic space wars scene, David Hardy will happily oblige too. Yet he also counts some of the biggest names in the corporate world among the clients for whom he has designed anything from promotional literature to 48-sheet street posters: Guinness, Meccas and Hewlett Packard, to name just a few.

And while we are into name dropping, we could add the record covers for Pink Floyd and the Moody Blues, or the production art for the film *The Never-ending Story*...

Finally, the inevitable question to each serious and professional Atari user: Given the current fashion for the Apple Macintosh and Windows PC platforms, is David Hardy contemplating a switch from Atari to one of these so-called industry-standard heavyweights? The answer is quite unequivocal.

"The Mac is rather nice, but given my existing investment in Atari hardware and software I'm unlikely to change in

Swirls on film

Photography plays an important part in David Hardy's business: freelancers often have to send off their work on spec and can't, therefore, use the original artwork.

Instead, colour slides are sent, and a small photographic studio therefore shares David's upstairs room with the computers. A large collection of these slides – known as the *Astro Art* library – is instantly available to any publisher looking for space, science or fantasy motives from a well-established source.



the foreseeable future. The Falcon does everything I want from a computer."

It is not just a question of cost, he adds, but of hard-won experience and hard-learned skills – why start all over again when there are still so many powerful features waiting to be explored in the new crop of Atari software?

● Hardy Visual Communication are at 99 Southam Road, Hall Green, Birmingham B28 0AB. Tel 021-777 1802, fax 021-777 2792.



A frequent assignment for David A Hardy is the design of complete book covers. While most of the graphics are created by traditional methods, the typography is taken care of by Atari ST software – DA's Vector in this case. The finished title is printed and cut out to be pasted into the artwork



A combination of three Degas colour screens forms a wide panoramic view of one in the locations in the highly successful game *Kristal*

Many Atari ST users surely end up making music by accident. Seeing the strange Midi sockets on the side of the machine, and realising one day that they match those on a synthesizer bought for a member of the family a couple of Christmases ago and then tactfully stored under the stairs for most of the ensuing time, the connection is made, the dust blown off and the investigations commence.

Unfortunately, here is where the fun stops for many. Confused by oft-dropped names like Cubase (sounds like a maths lesson), and in a tangle with the apparent proliferation of wires, syncs and crotchets required to get something, somewhere to at least bleep, the synth is back under the stairs, the strange-looking leads bought for the project with it.

The problem is that this whole computer music game is a notoriously hard one for the beginner to crack. What actually makes the music, the synthesizer or the computer? What's a sequencer? Does the computer control the synth or the other way around? Who the hell knows?

It's a sticky one, but one which Software Technology's new Breakthru 2 package attempts to tackle head-on.

The Manchester-based company have a history in Atari

music software, and this package is merely another member of a family line running through Sequencer One, Sequencer One Plus, the original Breakthru, and Breakthru 2's older twin, Breakthru 2 Plus, which is identical apart from coming with a nifty gadget to enable it to control humungously expensive and totally fantasy-world amounts of equipment. One for the pros...

And so back to our package. For those who do not know these things, Breakthru 2 is at heart a class set-up – a fact guaranteed before opening the box by its pedigree. Many of the features from Software Technology's programs

Discover Software Technology's Breakthru 2 sequencer package and you could scarcely have a better way of becoming acquainted with the world of Atari Midi music. Phil Morse watches the video, loads the program and begs for the T-shirt!

are widely copied, and their reputation for usability envied.

But for the beginner, this package is now a really sensible choice, because more than ever it combines power with great ease-of-use. I will illustrate some of the ways the program does this shortly; because before the enthusiastic (but scared) newcomer need even load the two supplied disks or delve into the 80-odd page ring-bound manual, there is a video supplied which offers an unsurpassed route of entry into the music maze, by explaining in detail, right from the very start, how to set up and use the program. You learn that the sequencer

face of a clarity of programming which shows in all aspects of the sequencer.

The overriding feel is of a program which tucks the fiddly bits away in menus, leaving the important bits big, bold and chunky, and very self-explanatory too.

Having installed it (onto hard drive if wished) the user is presented with a screen containing, at the bottom, a panel resembling (in concept if not in exact aesthetic styling) the controls of a tape player or video. These are used to fast forward, reverse, record over and play back the music being worked on. It's a simple concept to pick up. As a song is

Beginner's

is the essential piece of software which you run on the ST in order to store things played on the keyboard and play them back. You learn that the computer has nothing to do with actually making the music, but that it just tells your own synthesizer what to play.

In short, you learn the very basics of what computer music is, what it can achieve, how it is set up and where Breakthru fits in. It's a quality way to glean the basics.

The program itself does not disgrace the video's ease of use. It is easy to use because it has a clear and refreshing look, which in turn is merely the visible

quite a large and complex beast, it can be broken up in composition into bits – the introduction, the chorus and so on. These can be individually named in the track screen, which is one of many screens which can appear above the tape deck controls. Then it is much easier to jump to bits of a song for work.

INSTRUMENTS

You might choose to actually work on your song in the Song Arranger screen. Here, the song is shown by displaying what instruments are playing and where on a large graph. You can copy large chunks of music and put them elsewhere. So if a song has three choruses, you can take all the chorus instrumentation and arrange it in the right places.

If you want a drum solo in the middle, you take your drum bits and slot them between the verse and the chorus, and so on. Such a screen offers particular benefits to producers of dance music, where every combination of every instrument playing in the music can easily be experimented with.

Samples are handled in the Sample Palette screen. Here is where your favourite noises are loaded from disk, and catalogued for use in the program. Breakthru 2 displays information regarding the sample name, volume, pitch and reference number, for calling from elsewhere in the program.

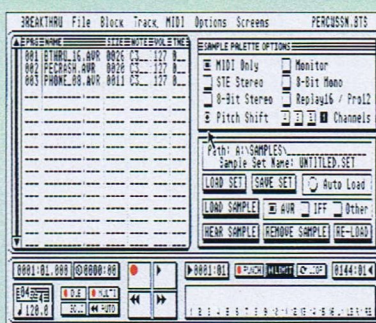
Possibly Breakthru 2's greatest inheritance from its ancestors can be found in the Step Editor, that part where notes

Sample sampling...

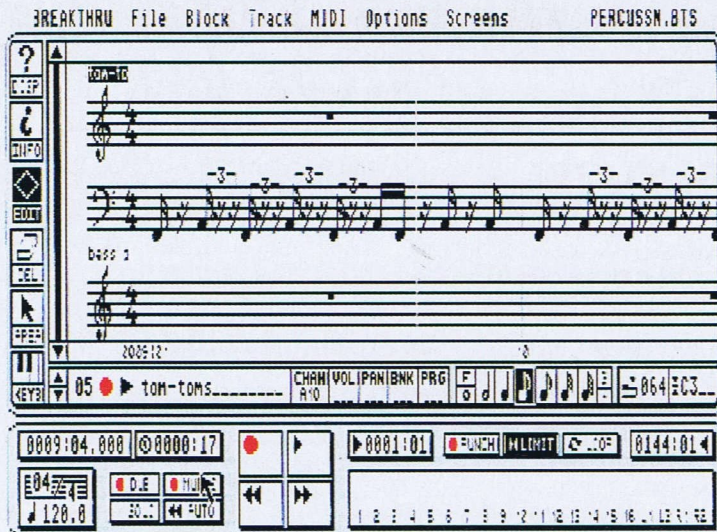
Many Atari users twig that their computers can also be used as effective samplers. Using variously priced 8-bit, 16-bit, mono, stereo, DMA and external add-ons and facilities, the Atari can be made to control a number of sounds alongside the music it tells your synthesizer to play.

It's out of the scope of this article to look properly at sampling, but the point is that, with the appropriate amount of time and investment depending upon the model of computer you own and the facilities you require, you can introduce "real" sounds – recorded by you with a microphone or stolen from your favourite CDs – and play them just like anything else using your keyboard.

Breakthru 2 fully supports such ventures, allowing you to weave such sounds into your music just as easily as any others. Or, if you've bought Breakthru 2 in preparation for when you can afford a synthesizer, you can use it straight away by relying exclusively on sampled sounds for your music.



Once your samples are loaded, Breakthru 2 catalogues them



Breakthru's music scoring screen, soon to be joined by a score printing utility

can be played with, added to or taken away from the music individually and painstakingly. Diamond Drag editing, as it's known, allows easy editing of the start point and end point of any note in the music, as well as its volume and pitch, all graphically and using just the

ing of one song after another with the minimum of fuss in-between times.

As is obvious, this program crams much truly varied and useful stuff into a deceptively simple-looking yet genuinely easy-to-use bundle, and is very successful at integrating these parts into a coherent whole.

It pitches itself in an area of the market where it has no real competition. At the bottom end are the PD trackers, samplers, rudimentary sequencers and the like which are at best well meaning but non-standard, and at worst, plain inferior (why are they free in the first place?).

POWERFULL

Just above them are the real budget sequencers with severe restrictions, while at the top end the professional giants are undeniably powerful but equally as daunting in both their pitch (to the studio professional) and their degree of complexity.

Breakthru 2 is an easy to use package by design, but it is also a serious attempt at a powerful musical tool. With its video manual as the jewel in a well-made crown, it will find friends in DJs wanting to turn musical, bands wanting to produce their own sequenced backing tracks, small studios live events – anywhere where people want sequenced music quickly and with a minimum of fuss.

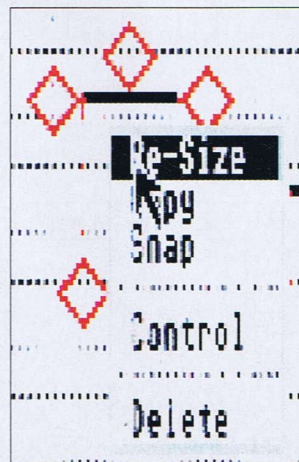
mouse. It's a genuinely simple way of fine-tuning notes, with the eyes spotting notes which are "out" just by what they look like, and the hand and ear putting them right simply and easily.

Score editing is multi-track and impressive. You can display your music in sheet (or score) form, which would be useful but for the fact that there seems to be no way of printing it (soon to be rectified, according to Software Technology's newsletter). But as sophisticated score-printing packages are very expensive and, I suppose by definition, extremely sophisticated, such a facility is beyond the reach and indeed the brief of Breakthru 2.

For entering sheet music for play by the computer it's an ideal system, and people such as music teachers would certainly find productive use for this screen.

Drums are quite often all on one Midi channel, which means that a lot of information is squashed in regarding all those little individual cymbals, bass and snare drums, bongos and so on. The Drum Editor screen addresses this by providing an easy-to-view and edit display of everything that goes on in the crowded drum bits, including naming the drums individually. Diamond Drag rears its welcome head here too.

Other screens include the Tempo Map area, where the speed a song moves at throughout can be graphed and edited, and the Jukebox screen, which allows the stacking of pre-written songs one after another to allow the easy live play-



The Diamond Drag system; dragging the top diamond alters the note's pitch; those on the left and right alter the start and end points of the note in the music; the bottom diamond alters the length of the note's stem, which indicates volume. The menu is accessed by clicking on the diamond immediately underneath the head of the note

I wasn't expecting that...

Full import and export of standard Midi files
Allowing you access to literally thousands of disks-worth of professionally arranged music from Tubular Bells to 2 Unlimited, all available from specialised outlets. Karaoke will never be the same again! On a more serious note, you'll be able to swap ideas with musicians who use different sequencers and even different computers to your own.

Load/save block

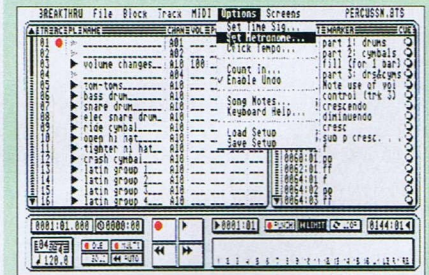
A wonderful practical tool for long-term composition. This allows you to save to disk any part played by any instrument. So if you write a good four-bar piano riff, compose a great bongo pattern or get that synth line just right, you can save it in a library of song parts, making it feasible to assemble a song from pre-written building blocks.

Full disk utilities

Allowing you to format disks, create folders and delete files and folders from disks in order to free up space – all the things you sometimes find yourself needing to do before saving a prized piece of work. A very sensible feature.

Complex Midi controls

These allow you to customise the behaviour of the program to suit the equipment you have plugged in, and the way you have it plugged in. They also accommodate passive or active Midi clock support and other such obscure but – just every now and then – essential system tweaks that need to be made to keep computer and keyboard talking nicely.



Some of Breakthru 2's complex Midi facilities in their own menu. Behind them is the Track screen

BOTTOM LINE

FEATURES

Fully featured with nearly everything the bigger music packages have on offer.

Excellent
Good
Average
Bad
Appalling

EASE OF USE

Easy to use, belying the power unobtrusively waiting until its needed.

Excellent
Good
Average
Bad
Appalling

VALUE FOR MONEY

Not as cheap as some, but it's in a higher league than the budget wannabes.

Excellent
Good
Average
Bad
Appalling

Product: Breakthru v2
Supplier: Software Technology,
40 Princess Street,
Manchester M12 6DE
Telephone: 061-236 2515
Price: £149.95
Configuration: All STs/Falcon

New Age PDL

THE BEST FOR ST AND FALCON 030!

THE ATARI FALCON

At New Age PDL we are supporting the new Falcon 030 101%. We currently have a huge stock of Falcon specific and enhanced software all on High Density (1.44 meg) disks. We also fill these disks to capacity wherever possible to give you the best possible value for money. We now have a dedicated Falcon catalogue containing loads of free software including utilities, demos, music and a game. This catalogue is COMPLETELY FREE to new customers with your first order - just ask for it.

ALL FALCON DISKS £1.75 EACH

FALCON ART & GRAPHICS PROGRAMS

- FALC 3 - Birdy 2 Animation (4 meg+), very cute! Cyrel Palette Master demo.
FALC 8 - Fractal DSP, Fractal Zoomers, IFF, GIF, RAW & TGA viewers, Bit Camera for altering raster images, Speed of Light 2.6, F-Point, Chagall demo, Slideshow.
FALC 37 - Fractal Playlist, Gemview 3.00, Delpaint, Gix Gif, Binaris 2.0 + more!
FALC 95 - Geotek - landscape generator, Neochrome, Photo Studio demo + more!
FALC 98 - Chloe demo, Overlay demo 1.03 [zipped], Pixart demo 1.02.
FALC 102 - Raystart demo 1.1, View XGA, IMG converter, Chagall Demo, Jpeg view 2.14.
FALC 110 - Videl - easy to use TGA viewer, Rainbow demo 0.5 - Truecolour art package.
FALC 117 - POV Raytracer 2 on 2 disks, zipped & expands to nearly 5 meg! £3.50.

FALCON PICTURES & ANIMATIONS

- FALC 23 - Targa Slideshow - 24-bit Truecolour pictures - photographic quality!
FALC 31 - Temptation! The first disk of an EXCLUSIVE pack of JPEG pictures of gorgeous girls. Excellent quality pictures and the three disk pack contains no less than ninety pictures! Yes 90! Disks 2 & 3 on FALC 32 & 33.
FALC 34 - The Chippendale Auditions. This time a disk of gorgeous blokes!
FALC 38 - FU Animations: AS Lamp, Ballroom, Bart, Glass, Hones 2.
FALC 39 - FU Animations: A3DS, Apple, B-Ball, Bugs Bunny, Chubb, Cone, Tigercat
FALC 78 - Mega Pictures - from Japanese films such as Akira, Dragon Ballset in JPEG format.
FALC 85 - Startrek Pictures - JPEG's from all series.
FALC 89 - Animal Pictures - the first of five disks of all sorts of mammals. (JPEGs).

FALCON DEMOS

- FALC 9 - Grotesque [Excellent], Gourd, Speeder, Plasma 30 & 50, Intel + more!
FALC 11 - Morphing demo - requires 2 Meg memory + hard drive space. + 3 more!
FALC 96 - When Dreams Become Reality (RGB), Warum (RGB), Inconvex (RGB).
FALC 97 - Fujii Ray animation (2 meg memory + HD space), Plastic Demos - RGB/TV only.
FALC 105 - Arrival demo by Aggression, Conflict demo (4meg+), Cool demo. All RGB/TV only.
FALC 106 - Falcon Flight Demo - real time zooming over fractal landscape - great music.
FALC 107 - Crime by the DNT crew, Magnet by Alphatek, Bobs 1. All RGB/TV only.
FALC 111 - Lemans - digitised sequence of cars racing round track with music.
FALC 113 - Marga demo (4meg+) - digitised pictures of a woman modelling a skimpy bikini!
FALC 116 - Papa was Blade Runner (4meg+) new demo by EKO, very good. RGB/TV only.

FALCON MUSIC RELATED PROGRAMS

- FALC 7 - Fortune for creating cities, Prototracker 2, TCB Tracker, Deskracker 1.11.
FALC 17 - Winrec 1.35 (D2D), Digital 030 - new 8-track tracker program, unstable though.
FALC 29 - Startrek Cities for Fortune, Dame - Digital Audio Multiplying Editor.
FALC 52 - System Audio Manager 1.1 - assign samples to events, Digilope 2 demo.
FALC 68 - 49 Wav samples for System Audio Manager.
FALC 82 - Prototracker 50KHz modules: Come & Get me, Pugsy, Tripout, Hardcore etc.
FALC 83 - As above: Freudon Dreams, Goodbye, Harry, Iron, Journal + 5 more.
FALC 84 - As above: Watch Your Boss Spin, Boom And She Cums, Fin + 4 more.
FALC 94 - Mizukack - Huge sound player program. Zipped, expands to 2 meg.
FALC 115 - Octalysr 0.8 - another 8-track tracker ported from the STE + docs & source code.

FALCON GAMES

- FALC 21 - Humans Demo disk 1. Zipped, expands to 3 Meg. Disk 2 on FALC 22.
FALC 35 - Nethack 3.1.1 - 2 Meg memory+. Brilliant dungeons and dragons game.
FALC 103 - Oxyd [excellent], Des Losers et Des Hommes (3D shoot em up), Masters of Chaos (Dungeon Master clone), Iron, Ishar Editor, Mario Kart demo.
FALC 104 - Spacola (RGB) - great space shoot em up, Madris (RGB) - crazy Tetris!, Vertical Mayhem (RGB) - nice version of Columns.
FALC 112 - Mahjong II - German version of this classic tile game. Disk approx 1/2 full.

FALCON UTILITIES & APPLICATIONS

- FALC 2 - Falcon Boot 1.2, Backward 2.23 [ST emulator], New Depack, Text Files, Desk Copy, Desktop 1.05, Sysinfo, Multi Dialogue, DC Xtrac 2.1, Revive, SpiritED 1.3.
FALC 5 - C56K - C compiler, Chipmunk Basic 1.0, GTAR 1.11.1 - For MANT & Minix systems.
FALC 10 - DSP56001 Assembler 1.1, ASM-CPX and DSP Bits - get programming now!
FALC 15 - 45 assorted MiNT/MultiTOS utilities + extended colour icons that run in Truecolour.
FALC 20 - DSP Routines - about 1 megabyte of useful DSP routines.
FALC 28 - X Control 1.2, Clock 2.0, Edison screen saver, Mini FS 0.55, Magic Boot, Gemar 1.23 - Tape Backup, BMAP Fix 2, Falc mods, Outside demo, PRG Flags.
FALC 36 - RDE 3.1 Taswin 1.4, Uta 2.22, Zoo 2.1, Zip 2.3, Gem Bench 3.25, Good Backup 1.13, Boot Init 1.1, Ecapy 1.5, Fconalt, Shuf 1.3.
FALC77 - Emacs 3.11, Ecopy 1.5, Km Term, Atomik 3.5, X-Menu 1.3, Profile 1.43, Rezfooler (run RGB stuff on VGA monitor), Fullres 1.01, Swab, Dclock 1.0, Fuzzy Clock 1.14.
FALC 109 - DMG icons - two large sets of replacement icons, Before Dawn screensaver 1.25.
FALC 114 - Multi-Dialogue 1.3, Master Browse 3.2 - excellent text file viewer, T-Cache 6.0.

THE ATARI ST/STE

New Age PDL is now in it's third year of business supplying top quality ST/E software. We now have over 1400 disks of some of the best PD, Shareware and Licenceware to suit all tastes. Just look through our advert or get an idea of the huge range that we carry. Our disk based catalogue describes every single program in detail, has a beginners section and is very easy to use - it's also COMPLETELY FREE to new customers! Just ask for it, there's no need to send any disks or SAE's. If you are an existing customer and you would like an update then send back your disk with a stamped SAE.

HIGH RESOLUTION GAMES

- GAME 1 - Anduril, Eliminator, Galaxy, Gilgalad, Mini Golf, Bubble, Runner, Space War, Tetris, Play Thing, Once A King.
GAME 8 - Diamond [Boulderdash], Invaders, Macpan, Megaroids (Asteroids), Minefield, Missile, Murray, Solitaire, Spreng.
GAME 28 - Pyramid, Escape, Sokoban, Cube World, Battleships.
GAME 30 - Air Traffic Control, Go-Board, Munchers, Pong, Puz, Trivia, Go-Up.
GAME 33 - Bolo [Excellent breakout game], Super Breakout, Baseball.
GAME 34 - Park 1 & 2 - spoof Zark type adventure games, Enchanted Realms.
GAME 38 - Net Hack v2.3, Scribble, Sherlock, Zarge, Checkers.
GAME 39 - Eamon Fantasy Role Playing Kit, DDST - dungeons and dragons.
GAME 50 - Jeopardy, Clueso, Airline Manager, Locomotive, Bandwurm, Flextris.
GAME 76 - Hack & Slay Construction Set, Chess, Match-it, Crossword Editor 2.
GAME 112 - Risky Construction Set, Roulette, Yatsy, Backgammon, Poker, Pai Gow.
GAME 125 - Cyote Dave's Poker, Deeno, Cribbage, Tectic, Fast Poker.
GAME 128 - Napoleon - a 'Risk' style game of war and strategy.
GAME 185 - Oxyd 2 - the sequel to the brilliant Oxyd, much harder than the original.
GAME 186 - Tetric - new Tetris type game.

COLOUR GAMES

- GAME 11 - A Question of Snooker, Pinball, Devastator, Roll n Nudge, Ranger.
GAME 68 - Squidge, Fruit Machine, Pin Game, Rocket Ball.
GAME 78 - Popeyed - a pop music game with an adult theme.
GAME 81 - Battlescope, Blox - brilliant variation on the Tetris theme.
GAME 83 - Grandad & the Holey Vest - superb animated adventure. 1 Meg+.
GAME 104 - Blatt! - A very nice version of Tetris. STE ONLY.
GAME 105 - Infiltration - 3D game. Ozone, Atomik Robotik. Great shoot 'em up.
GAME 117 - Fast Freddy - lovely platform game with superb graphics.
GAME 121 - Darklyte - great Isometric 3D war/strategy game similar to Hero Quest.
GAME 123 - Top Trainer (horses), Anarchy Academy - wreck havoc in school. Boing.
GAME 128 - Dungeon Lord - good Dungeon Master Clone. Arch Mage-shoot em up.
GAME 131 - Glass Buttock of Tharg - save the land from the evil buttock! 1 Meg+.
GAME 132 - Psycho Pig - two disk platform game, very cute. £3.50.
GAME 136 - Chaos 1/2 Meg version - classic spectrum game converted. 1 meg on GAME 146.
GAME 139 - Grandad II - the sequel to Game 83, comes on 2 disks 1 Meg+ £3.50.
GAME 148 - Operation Blue Sunrise 3 - massive STAC adventure game. 1 Meg+.
GAME 150 - Course Angler 1.02 - go tackle fishing on your ST!
GAME 151 - Sim Pig! - a brilliant pig farm simulation! Like Sim City & Sim Earth.
GAME 153 - Wormhole - nice vertically scrolling shoot em up with slick graphics.
GAME 155 - Three Realms of Suspicion - STAC adventure. Spaceball - like Ice Hockey.
GAME 157 - B17 - bomb the buildings, F-16 - very good flight game, 8 missions.
GAME 158 - Viking III - shoot em up/strategy game. Demon - but like Xenon.
GAME 163 - Theme Park Mystery, Combat - kill everything!, Summaria.
GAME 164 - The Obscure Naturalist - STAC graphic adventure 1 Meg, Dominoes, Slither.
GAME 166 - Nirvana - platforms, Pure Logic, Maze, Chain Reaction - columns.
GAME 169 - Megaline - four player Tron/Light Cycles, Insectoid, Caps n Robbers.
GAME 170 - Megatic Tomb (1meg+), Hysula - great new 3D CK game.
GAME 171 - Oxyd (1meg+) - superb puzzle/strategy game, Duck Dash.
GAME 172 - Boffin Brothers - the best Trivia game yet! Excellent presentation!
GAME 173 - Laboty Invaders - uses hardware scrolling, stereo sound. STE only.
GAME 174 - Bludgeon 1.1a - fantasy role playing with full colour graphics.
GAME 175 - Trondorian's Creation - the sequel to Three Realms of Suspicion - STAC adventure.
GAME 176 - The Heavy Bunch - Wild West game of gunfights, gambling etc, Spot II - puzzle.
GAME 177 - Fatenaster - superb arcade adventure/dungeons and dragons.
GAME 178 - Argon, Out, Codename Bomb, Pyramid, Disk Hunt, Sirtet, Turbo, War Jeep, Plumber, Pickler, Planet Man, Uboat, Ypsilon - 13 games!

- GAME 179 - Asteroid, Bang 3, Battle, Bellum, Quiz, Blaster, Chunks, Europe, Explode, Fuzzball, Gems, Invaders, Megaroids, Micro, Octopod, Othello, Pac Man, Plant, Rockfall, Tanx, Tennis, Wall Street, Zappy.
GAME 180 - Mystic Well, Deep Lair, Football, Harris Goes Skiing, Haunted House, Invaders, Jumpster, Room, Stoneage Deluxe, USA, Zyxm, Firestorm.
GAME 181 - Utopas 1.5 - very slick STE only Oids/Grav type game, Endurance - 3D game.
GAME 183 - Towers - a great new Dungeon Master Clone - the best yet! 2 disks (1 Mb+) £3.50.
GAME 187 - Karate Champion, Hector and the Mutant Vampire Tomatoes - nice platform.
GAME 188 - Permet Mahjong II - excellent version of this superb tile game. 60Hz only.
GAME 189 - Cur Lee's Quest - platform game for kids, Mindmel - roleplaying fantasy game.
GAME 190 - Quest for Knowledge - quiz type game set in a maze arena.
GAME 191 - Walls of Illusion - yet another Dungeon Master Clone, good one though. 1 Meg+.
GAME 192 - Rings of Power - shoot em up written with the SEUCK by Ken Reader.
GAME 193 - World Fighting Championships - beat up opponents from all over the world.
GAME 194 - Survival! Another shoot em up by Ken Reader made with the SEUCK.

BUDGIE GAMES - £2.75 EACH

- BUGAM 83 - Cyberstorm, a very slick Defender game, really fast!
BUGAM 89 - Horse Racing Simulator for 1 to 5 players. Buy/sell and bet!
BUGAM 100 - Clad Hopper - lovely version of Manic Miner from the 8-bit days.
BUGAM 103 - Jetpack - another faithful clone of a classic Spacey game.
BUGAM 114 - Football Tactician - formerly a £20 release! Excellent!
BUGAM 119 - Football Tactician - the Premier League 92/93 season.
BUGAM 120 - Dungeon - traditional hack & slash game written in Telespin.
BUGAM 121 - Super Scramble - take a trip to the 8-bit days with this shoot 'em up.
BUGAM 122 - World Cup - the latest Football Management game from Budgie UK.

POWERFIST GAMES - £3.00 EACH

- POWER 1 - Snott 93 - previously commercial playable platform game. 1 Meg+ [512 on POWER 11].
POWER 3 - Seven Galaxies - extremely slick shoot em up, one of the best so far.
POWER 4 - Hunchy 1066 - go back in time with some artillery for this classic!
POWER 5 - Deluxe Nostrom - great flip screen arcade adventure. 1 meg+.
POWER 8 - Power Cut - fly-around-blast-em-up with 25 power bases to destroy!
POWER 9 - Lord Ramsey in the 25th Century - great cartoon-style caper.
POWER 13 - Location Universe 3D - escape tour taxing levels of this brilliant 3D game.
POWER 14 - Castle Capers - wonderland platform game set in a haunted castle.
POWER 15 - 'Ees Lost His Marbles! - Huge adventure written in STAC.
POWER 16 - Freaked Out 2 - the sequel to the great PD puzzle game.

ADR GAMES COMPILATIONS

- ADR are a group of coders who take popular PD games, compress them so that loads can be fitted onto one disk and then run easily at the push of a button from a menu.
ADR 1 - Galaxion, Grav 24, Kubes, Plop, Spacewar, Mega Depack 2.12
ADR 2 - Mrs Munchie (1 meg+), Utopas Preview (1 meg STE), Night on the Town, Bloody Blade, Stormaze, Snack Attack
ADR 3 - Balls, Violence, Kid Kong (1 meg+), Happy Pac Worm, Umatron
ADR 4 - Abominable! - Floyd The Droid, Penguin, Super Match Maker, Fleet Street, Squish
ADR 5 - Cybermetix, Rebound (1 meg+), Hardcore (1 meg+), Slug 2092, Grand Prix, Frogger
ADR 6 - Fate Master, Castle Capers, Speed Facter 3, Square Off
ADR 7 - Grandad (1 meg+), Grandad 2 part 1, Critical Mass, Turbo
ADR 8 - Grandad 2 part 2 (both parts needed), Prentismor+
ADR 9 - Rush 2, H-Mec 2 (STE), Ozone 2, Blob Race, Breakout +, Atomik 3.6
ADR 10 - Super Dark Pearl (1 meg+), Operation Garfield (STE), Nirvana (trained), Pacmac (STE 1 meg+), Tesseract
ADR 11 - Glass Buttock of Tharg (1 meg+), Invaders, Painter, Punt, Stomp

MEGA-GAMES PACK ONE!

No less than ten disks crammed to the brim with archived games (de-archiver and printed instructions supplied) to squeeze on an amazing 117 games covering board/puzzle/strategy/arcade and adventure. For a full list ask with your order or if not ordering, send a stamp. All should run on a colour system with 512k and be STE compatible! You will need about twenty disks to unarchive these disks onto! AMAZING VALUE FOR MONEY.

117 GAMES - JUST £14.95!

ART & GRAPHICS

- ART 1 - A disk full of 23 miscellaneous utilities including viewgif 1.2.
ART 51 - Crackart 1.36 - latest version of the best ST art package! 1 Meg+.
ART 128 - Gemview 3.00 - new version of this superb viewer/converter.
ART 157 - PAD 2.4 - English version of this high res drawing package. 1 Meg+.
ART 172 - Paintshop 2.03 - A commercial quality drawing package.
ART 180 - Paintpoint - an ex-commercial painting package which was £15.00!
ART 187-196 - Temptation! Volume 1 - the first pack in a whole new range of top quality pictures of tempting girls! Two versions (please state which!) - for STFM and one for STE which takes advantage of a 32,768 colour palette. £15.00!
ART 207 - Car Slideshow - brilliant Photocolor pictures, Near Photographic! STE Only
ART 209 - Erotic Dreams slideshow 1 - all pictures of Supermodel Cindy Crawford.
ART 210 - Erotic Dreams slideshow 2 - another disk of Cindy Crawford pictures.
ART 212/213 - POV Raytracer, the best raytracer around! 2 disks. £3.50.

DEMOS

- DEMO 339 - STAX Hat Keinan Plan Demo
DEMO 336/337 - Traou'n Int Ket Bet Graet Ben Breman (2 disks) 1 Meg+ £3.50
DEMO 335 - Reality Is A Lie demo - 1 meg
DEMO 328 - Ambience Demo By Chaos
DEMO 325 - Perpetual Dawn Demo. 1 Meg+
DEMO 323/324 - TNM Megademo. 2 disks £3.50
DEMO 320-322 - Froggies Over The Fence - Three disks! 1 Meg+ £5.00
DEMO 314/315 - Coding So Far Demo. 2 disks £3.50
DEMO 311-313 - Relapse demo - Three disks. STE Only! £5.00
DEMO 310 - Ecstasy 1 - Fantasy 2 - brilliant STE demos
DEMO 276 - E605 - TE only demo by Percy of Light.
DEMO 274/275 - Dream - latest megademo from The Wild Boys. £3.50.
DEMO 270-272 - The Omikron Megademo - takes up 3 disks! 1 Meg+ - £5.00.
DEMO 258 - Brutal Techno - Fantastic STE and 1 Meg only demo.
DEMO 242 - Music Dream II - 9 superb 50KHz tunes by EL - STE only.

SOUNDTRACKER MUSIC

- TRAC 129 - Four, Prognuk, Cult 2, Cult 3, Federal Force, Rave 1
TRAC 128 - Con, Short, House, Jewel, Spassong, Celtic 6, Rappit, A-Team, Sweet Dreams
TRAC 127 - More Lemmings, Backpocket, Psychic 1, Bushfire, Donna 2, Ace Base, Echoing
TRAC 126 - Scrambled Mind, 1+ World, Wyre II, Hope Part 2, Lotus Turbo 2, H-Metal
TRAC 125 - The Loader Final, Artificial, Finally! Play, Space Journey, SIII
TRAC 124 - Donna, Hope Part 1, Meaty Man (1 meg+), SIII, Piano Twa, Willow
TRAC 123 - Electric Revenge, Telephone, Flash 4, Racer XXX, The Credits, View to a Kill
TRAC 122 - Klisje Pao Klisje, Oldmad, Absolute Muzak, Blitz-Vector, Frog Mix, SNT Vector
TRAC 121 - Enigma, Eve-a-War Remix, G-Lac, Galaxy, Ewok

WORDPROCESSING (ANY RES)

- WORD 1 - ST Writer Elite, EDI Text, Zap ST, ST Page, Typist, Desk Accessories.
WORD 2 - Mail Merger, Spell Check, Large Printer Maker, Count, Double, Convert.
WORD 4 - First Word + tools, Grammar checker demo, Spell Binder, Text Filter.
WORD 5 - Calamus Demo, no save function but you can print. High Res only.
WORD 8 - DB Writer 1.4 - very slick wordprocessor with many features. 'H' 1 Meg+
WORD 9 - Calamus Support disk - loads of utilities for Calamus and fonts etc.
WORD 10 - Calamus Manual in the form of a CDK. (Disk not full).
WORD 12 - Papyrus Office Demo 2.26 - good document processor with fonts etc. 'H'
WORD 13 - Calamus S demo - fully functioning except save. 2 disks. £3.50. 'H' 1 Meg+

NEW AGE PDL (DEPT STU18), P.O. BOX 30, LEIGH-ON-SEA, ESSEX, SS9 4AD TEL: (0702) 480691

£1.75 EACH **New Age PDL**
Unless otherwise stated

UTILITIES (ANY RES)

- UTIL 2 - Startegem, HeadStart 1.1, DC Clock, Disk Checker, Hard Disk Utils, Ram Disks, Hack 'n' Crack, Turtle 3.2 (HD backup), Megamatrix, Memory Test.
- UTIL 4 - Pools 2.5, ST Init 3.4, Switcher - loads programs faster, 20 DC utilities.
- UTIL 5 - F-Copy 3, DC Showit, Desk Manager, Disk Scan, Mono Emulator 5, Spool, DC Shifter (loads 32 accs), Speech Synthesizer, Mouse Accelerator.
- UTIL 6 - James The Butler, London Phone Coins, MenuSTS, Pinhead, Super Calendar Batch Start, Auto Sort, Postmortem, No Bombs, E-Disk, 9 Quick Utilities.
- UTIL 12 - Jam Packer 4, Wind-EX (Modulator control panel), Satellite 4.01, Clock Set.
- UTIL 13 - German to English Translator, Fast Print, DC Salvage, MINT, Maccel 3.0.
- UTIL 14 - Printer Drivers inc. Canon BubbleJet, Gume DaisyWheel, Brother & Epson.
- UTIL 16 - Chameleon - loads and unloads accessories without having to reboot. Starter 3.0 (mono only), Definitive File Selector, Super GDOS Icon, Benchmark.
- UTIL 19 - Your Second Manual, Jokes, Jokes into, Bombs into + several magazines.
- UTIL 30 - Superboot 8.1, Build Your Own Scanner, Report Writer, Disk Cleaner.
- UTIL 35 - Cheetah 1.1 (high speed copying util), Rainbow TOS patches, Uprot 2.2.
- UTIL 38 - Printer Drivers inc: KXP 1124, Star TOSHIBA, NEC Pinwriter, Brother, Canon, Citizen, HP Deskjet, Oki, Gume, Texan, Ascenda, Riteman, Altek.
- UTIL 40 - Loads of packers inc: Atomik 3.5, Automation 5, Dragon 3, Fire 2, Ice 2.4, Pompey 1.9, Speed Packer 2, Branch Always Packer - Multi Duplexer 1.5.
- UTIL 42 - Intro Maker - mix pictures, sprites, scrolls and music together. Colour only.
- UTIL 45 - Koss Desk 2.01, Terra Desktop 1.36 - replacement desktops.
- UTIL 46 - STOS Shoot em up builder kit 0.6 - colour only.
- UTIL 51 - Form Finder 2.2 - horse racing predictor which is easy to use. Colour only.
- UTIL 53 - TOS Version 1.0 - allows you to run programs that don't run on your TOS.
- UTIL 54 - Message Scroller, Archiver Shells, Envelope Printer Demo, Mega Crawler.
- UTIL 55 - Spectrum Emulator 1.2 - run spacy games - includes Hobbit, Manic Miner 1 Mega-
- UTIL 56 - Revenge Doc Displayer 3.0, Wordfinder 3.0, Desktop int. configurator.
- UTIL 58 - Career Themes Inventory and Personality Tester - great fun!
- UTIL 59 - Needsack patches - upgrades 3.01 to 3.02 and 3.02 to 3.03.
- UTIL 60 - JC Label 1.3, Jon-Dos 1.7, Flowchart Compiler, Boal Time 2.0, Multisync.
- UTIL 61 - Renome It, Zoo Archiver 2.1, Insert Date, Marrow, Shadow Ramdisk, Power DOS.
- UTIL 62 - BI Chrome 1.1, Desk Master, Grocery Listy, Sils Mouse, Auto Load, Blitz.
- UTIL 63 - JC Calendar 0.3 - on extremely flexible and flexible calendar maker.
- UTIL 65 - Connections Multimedia - mix text, graphics, animation & sound. 1 Mega 'H'
- UTIL 66 - Nation X utility disk - over 150 programs! Everything you need to get you started! Includes disk utils, diary, virus killer, packers etc. - highly recommended!
- UTIL 67 - Label CAD 2.2 - design cards, posters etc. Document files on UTIL 68 'H'.
- UTIL 70 - Route Finder 1.8 - Like Autroute - plans journeys for you, SpinEid 1.3, Die UHR.
- UTIL 71 - Ponds and Watergardens - great tutor for this type of thing in pictures and text 'C'
- UTIL 74 - Award maker - easy to use program to create certificates with nice fonts, borders etc.
- UTIL 75 - Idealist 3.4 - file printer that can save up to 80% of paper consumption! 2 disks £2.50.
- UTIL 77 - Before Dawn 2.5 - latest and biggest version of this screen saver. 2 disks £3.50.
- UTIL 79 - Spectrum Games - a disk full of games to go with the emulator on UTIL 55.
- UTIL 80 - Terradisk 1.38 (latest), X-Jet 097, Curtains - protect your ST from snoosers.
- UTIL 81 - Two column printer, Searcher Deluxe 2.01, Sys Info 8.4, Password Printer, STD Cat 5.2
- UTIL 82 - Beropress 2.6 - creates posters, banners, art cards, letters etc 'H'

BUSINESS (ANY RES)

- BUSI 2 - Sheet 2.0, Base One, First Base 1.6, Home Budget Template.
 BUSI 4 - Opus 2.2 - brilliant spreadsheet. 1 Meg+.
 BUSI 5 - WG Data, ST Sheet, VI Sheet - Close - three more spreadsheets.
 BUSI 6 - Double Sentry Book Keeping System, Address Book.
 BUSI 7 - Astubank 1.1 at - complete home accounts system - colour only.
 BUSI 11 - Compact Office Management Program 2.05 - for any small business, loads of features
 BUSI 12 - Inventory PRO - keep track of stock levels. GP Patient Care for GP's (+H)
 BUSI 14 Data Techniques 1.41 - easy to use but powerful new shareware database system.

MUSIC & MIDI

- MUSIC 1 - Noisetor 1.5 - a popular soundtracker creator with samples & source.
- MUSIC 2 - Samples disk 1, works with most soundtracker creators.
- MUSIC 7 - Hacker voice sets and songs for use with Quartet.
- MUSIC 9 - Midi Magnet, Chord Master, Keys KMP, T8X1z, Satellite (High Res only).
- MUSIC 11 - Arpeggiator, Zeppelin, MIDI Beat, Project, Jubilee, MKS-50 - any res.
- MUSIC 12 - Henry Cash Sequencer, Composer - any resolution.
- MUSIC 13 - Drum Patterns for Cu-Base in standard MIDI format - any resolution.
- MUSIC 16 - Yamaha PS790 Editor, includes loads of sample voices.
- MUSIC 22 - Alchemist Junior 2.2 - sequencer with real-time, Multisizing etc. High res.
- MUSIC 23 - Sound Merlin - good ex-commercial program, Mozart's Dice Waltz - compose music without musical knowledge. High res only.
- MUSIC 24 - Octalyser 8-track tracker - STE only, Pratracker 2.1, YM Tracker.
- MUSIC 26 - PSS Utilities disk, loads of programs including patch editor, librarian etc.
- MUSIC 27 - Casio CZ sounds, 32-track sequencer, Kawai K1 editor, MIDI menu.
- MUSIC 29 - Kawai K1 synth sounds.

EDUCATION

- | | |
|---------|--|
| EDUC 1 | Kid W, Kid Notes, Kid Puzzle, Kid Graph, Rebus, Urban |
| EDUC 2 | Kid Grid 2, Kid Mixup, Kid Piano, Kid Sketch, Kid Story, Kid ABC |
| EDUC 6 | Mach's Made Easy, Kid Shapes, Kid Shapes Plus, Race Cards |
| EDUC 7 | Michels Big Adventure - colourful graphics, easy to play, Age 8+ |
| EDUC 9 | Bodyshop, Computer School 2 & 3, Butterfly in the Park |
| EDUC 12 | English Conjugation System, Pure Logic, Phonics, Key Capers. |
| EDUC 16 | French 1 & 2 - French Topics, Me First 20, Numbers, Slimming |
| EDUC 18 | Spanish Verb Tense, World of Risk: About the House, Perfect Match |
| EDUC 19 | Computer School 4 - tests results, memory, logic, coordination etc |
| EDUC 21 | Easter Egg Hunt - pleasant adventure for 7-12 yrs without violence etc |
| EDUC 21 | G.C.S.E. Higher Maths Grade Tutor, Francois 3 - French Tutor |
| EDUC 22 | G.C.S.E. Chemistry Tutor - all you need to attain grade 'C' or above |

C.I.A. WORLD FACTBOOK

Four disks crammed with information about the world, covering 247 nations and their populations. An absolute mountain of knowledge useful for research. Also covers weights and measures and contains a complete Chemistry Reference Book. Amazing!! EDUC 23-26.

£6.50

- | | |
|------------|--|
| EDUC 27 | - Masterclass - brilliant time tutor, Simple Cinema, Weather Time, Human |
| EDUC 31 | - 1900's USSR - a very good interactive learning system. |
| EDUC 33 | - Sample Time, Picture Time, Learn up - great learning programs just for kids. |
| EDUC 34 | - Maps, Geo Puzzle - learn the countries of all the continents geographically. "H" |
| EDUC 35 | - Mark Circus, Ellie Mauchse Colouring, Piggy Bank, Seaside - more kids programs. |
| EDUC 36 | - Benjamin's ABC - teaches the alphabet using speech and pictures. |
| EDUC 37 | - From Picts to Parliament - a textual and graphical look at British history. |
| EDUC 38 | - Knowledge Vine Add - nice maths title in the form of an arcade/adventure. |
| EDUC 39 | - Mini Magic Storybook - cut down version of the successful commercial program. |
| EDUC 40-42 | - World War II - look at life on the Home Front during the war. 3 disks. £5.00 "H" |
| EDUC 43 | - Professor Clever 2 - teaches kids aged 5-11 about numbers; spelling and time. |
| EDUC 44 | - Witches, Mice and Fairy Tales - collection of nice games for children. |

PROGRAMMING

- LANG 1/2 - Sozobon C Compiler release 2. Includes documentation, shell etc. £3.50.
LANG 3 - C Source code, loads of routines including documentation.

GNU C++ COMPILER 2.1

This five disk set is archived and will need to be unarchived to a hard drive before use. It also requires at least 2.5 meg of mermory. This is intended as a developers version - ie not for novices. LANG 5-9.

£8.00

- L'ANG 11 -GFA Basic programs, includes runner program, ST Basic 1 programs.
- L'ANG 13 -Professional Gem guide - 17 chapters of tutorial with C source.
- L'ANG 16 -STOS Tutorial and various Basic programs.
- L'ANG 24 -C Adventure Toolkit - the very best adventure creator available.
- L'ANG 27 -GFA Basic v 2.0 - GFA Expert - a nice GFA Basic tutorial.
- L'ANG 29 -STOS Tracker - adds a new set of STOS commands for Soundtracker.
- L'ANG 33 -Coronado Enterprises C++ Tutorial - 2.0 - 12 chapters + source.
- L'ANG 35 -Ultimate GFA Database 1.7 - loads of references to GFA articles.
- L'ANG 36 -STOS Extensions: Missing Link, Mislit, Blitter, MIDI, STE + 7 more!
- L'ANG 37 -STOS Software pack 1 - millions (almost) of routines etc.
- L'ANG 38 -Robert Annet's Source Code disk - from the author of Shockwave.
- L'ANG 40 -Mospas Pascal Compiler and utilities.
- L'ANG 41/42 -STOS 3D - brilliant extension allowing you to program in 3D. 2 disks £3.50
- L'ANG 43 -A disk cracked to the brim with STOS ACB's.
- L'ANG 44 -STOS Adventure Creator 1.03 - write your own graphic adventures. 'C'
- L'ANG 45 -Lisp - Steve Szaboan C - a very easy to install version of this compiler.
- L'ANG 46 -XUSP 2.0.0 - a great Pascal to C++ translator in language that is huge 84k manual
- L'ANG 47 -STOS Basic source code disk - loads of routines by Martin Cubitt
- L'ANG 48 -STOS Extra Extension - adds about 52 new commands to STOS.
- STOS 11 -The latest issue of STOSSER disk magazine, tutorials, articles, reviews etc.
- BUPRO 2 -68000 Programmers Library - hundreds of rputs for games. £2.95
- BUPRO 4 -Moving Bytes 1 - more routines for screen effects, music, sounds. £2.95
- BUPRO 16 -ST-68K Reference 3 - includes full data on ST internals, excellent. £2.95.

ARE YOU A PROGRAMMER?

We always endeavour to get the latest software into our collection as it becomes available and usually the fastest way to do this is to obtain the software straight from the author. If you have written something which you think is worthy of inclusion then send us details and if we like it then we will contact you to arrange a swap.

BEGINNERS GUIDE TO STOS BASIC

This is a complete programming course for all ST/STE's consisting of a 618 page, ring bound course manual plus two double sided disks with over 190 programming examples! 26 chapters will take you through step-by-step how to create shoot em up's, art programs, junior educational programs, GCSE maths programs, databases, word processors, music programs, and much, much more. Recommended retail price is £39.95 plus postage but we are doing it for an amazing £29.95 plus postage (£3.00 UK only). Read the box below for details of our unmissable EXCLUSIVE software mega-pack!

£29.95

STOS PD SOFTWARE MEGA-PACK!

This is a collection of seven double sided disks selected from our library especially for their value to STOS programmers. We are offering this pack EXCLUSIVELY to customers of the Beginners Guide to STOS Basic (as above) at the amazing price of just £6.95! This pack consists of LANG 29, 36, 37, 41, 42 & 43, STOS 11 which contain an upgrade to the latest version of STOS, tons of STOS extensions, including the latest STOS 3D, ACB's mountains of source code and the latest issue of STOSSER magazine which are crammed to the brim with articles, hints & tips, tutorials, routines and many freebies. NOT TO BE MISSED!!

£6.95

**This pack ONLY available to customers of the
Beginners Guide to STOS Basic**

ACCESSORIES & COMMERCIAL

- | | |
|---|--------|
| Easy Text Professional DTP (1 Meg+) | £35.95 |
| Easy Text Professional Vector DTP (2 Meg+ & HD & Speedo GDOS) | £36.95 |
| Introducing Atari ST Machine Code - book & disk | £17.95 |
| IMPrint, for quality mono printouts on 9" or 24 pin printers | £19.95 |
| IMPrint, same as above but for colour printers | £13.95 |
| Degas Art v2.0 - computer art tutor on 2 disks | £9.45 |
| ST/STE Mouse | £12.50 |
| Quickshot Joystick | £6.95 |
| Mouse/Joystick Extension leads | £4.95 |
| 10 Capacity disk box (only with order of one or more disks) | £0.95 |
| 100 Capacity Disk Box | £7.95 |
| 3.5 inch Drive head cleaner | £3.45 |
| ST or Falcon dust cover | £3.45 |
| Keyboard Cleaner - pack of ten wipes | £3.95 |
| Copypolders (attach to monitor to save desk space) | £3.45 |
| Mouse house | £2.95 |
| Mouse mat | £2.95 |
| Mouse cleaning kit - 10 cleaning sticks and cleaner tissues + fluid | £4.95 |
| 10 High quality blank disks | £4.45 |
| 50 High quality blank disks | £19.95 |
| 100 High quality blank disks with 100 cap disk box | £41.95 |

For full details on any of these products just give us a call!

PAYMENT DETAILS:

All orders **MUST** be accompanied by payment. In the UK send a cheque or postal order made out to 'New Age PDL.' Elsewhere any form of payment in sterling except for credit cards. UK postage FREE, Europe add 15p per disk, Rest of World add 50p per disk.

**FREE ST CATALOGUE
WITH
FREE SOFTWARE
FOR NEW CUSTOMERS
UPON REQUEST**

PLEASE RUSH ME THE FOLLOWING PRODUCTS:

DISK CODE	PRICE (£)
SUB-TOTAL 1 (£)	

ITEM DESCRIPTION	PRICE (£)
SUB-TOTAL 2 (£)	

POSTAGE TOTAL	

Name

Address.....

Postcode

Telephone.....

SEND YOUR ORDER TO: NEW AGE PDL (DEPT STU18), P.O. BOX 30, LEIGH-ON-SEA, ESSEX, SS9 4AD

This month, PD has been coming in to the offices like there's no tomorrow – graphics, demos, music, games and an assortment of other genres have appeared in the last couple of weeks.

Keep sending those titles in – the more diverse and off the wall, the better.

Lobotomy Invaders from a Small Bedroom

Produced by: Slaytanic Cult
Available from: Floppyshop
Disk No GAM 3193c

I am always asking for titles that are off the wall and out the norm. While this game is simply a scrolling souped-up Space Invaders, the presentation and sound that accompanies Lobotomy is certainly odd enough to be classed as offbeat.

The game's premise is simple – move the centred cursor round the scrolling screen and shoot the rows of aliens that bounce all over it. Clear one level and you'll move on to the next. That's it...

Sounds perhaps a little repetitive and mindless? Yes, it is and fortunately, it's also strangely addictive, pulling on the old perseverance strings to have just one more go.

Graphics are efficient, if a little unexciting (some of them look like they've been lifted straight out of Wizball) but the sound is very good – samples of speech and music regularly surface from the speakers of the monitor, constantly adding an extra touch of adrenalin to the proceedings.

The scrolling deserves a special mention and again, like Utopos, shows what the STE can do when programmed properly.

With all this in mind, the small point about repetitive gameplay really doesn't amount to much considering the rather small price tag, and there's enough in it to make you come back for more.



Shoot the invaders and take plenty of sea sickness pills for the later stages

PUBLIC SECTOR

Adam Phillips dips his hand in the honey pot of the industry's underbelly on the search for software *par excellence* in the public domain


Zuffers

Programmed by: Terence Stuart Pearson
Available from: Caledonia PDL
Disk No STE-62

Mensa was created for people with high IQs, Zuffers was created for the aforementioned society's members. Similar in principle to Rush 2, the player is presented with a logic maze where smiley balls must be moved round and placed in holes. The main problem-solving aspect is that the balls can only stop moving when they reach a wall or another ball.

This guarantees cursing, swearing and threats of grievous technological harm as you experiment to try and get all the balls into their positions.

Add a time limit and some good



Guide the smiley faces to the their correct positions, then realise you did it all wrong and start again...

dance tunes and Zuffers turns into an addictive, frustrating and in-at-the-deep-end-from-the-word-"Go!" experience. Slick stuff indeed.

Marcel


Programmed by: Marcel Software
Available from: Goodmans International Disk No GD2198

There hasn't been a new PD word processor on the public scene for a while now but this has fortunately changed with the arrival of Marcel, a comprehensive and easy-to-use program to help with people's wordy ways.

Like many titles found in the public domain, Marcel stands up admirably against the commercial competition, boasting a fine array of differing and useful features, from the simple and obvious necessities such as bold, italics and cut and paste facilities to paragraph manipulation and extensive printing options for that final, all-important touch.

With its clear layout and easy-to-read text, this is useful and productive package for any budding novelists who wish to save themselves some money.

A comprehensive word processor packing a healthy number of features for your money



Falcon PD

Jaguar Demo

Produced by: PB Diskmag

Available from: Goodmans International
Disk No GF67

The Jaguar is looking more and more like it will be released at the beginning of next year. Despite this small setback, it's still possible to lay your hand on the beast through grey import.

However, if cash isn't forthcoming at present and you're a little sick and tired of those small grabs found in magazines, here for your delight is a selection of stills from some of the latest Jag titles.

Featured are Raiden, Evolution Dino Dudes, Trevor McFurr, Alien

vs Predator (three great stills from a game that's already being hailed as a classic and no-one's even played it thoroughly yet) and others.

There are over a dozen images, some of a high standard, others looking a little grainy as if being lifted from a magazine and then blown up. None of this will matter of course if you're an avid Jaguar fan in the making.

As a bonus on the disk, an extra program, Geotech is included – a simple fractal generator that draws randomly constructed landscapes featuring mountains, hills and sea. The end result can be viewed from different angles, giving a clear image that looks like an ideal place to live.

An interesting addition to the growing ranks of Falcon PD, the disk should find a place on the shelves of most owners of this powerful but underrated machine.

Wuzzlers

Programmed by: DA Brumleve

Available from: Merlin PD Disk No MPD 1793


Kids' stuff has to have two vital elements in order to make it succeed in the hands of young players. The package needs to be fun but simple and secondly, it's usually up to the adult to teach the child how to use it, so the program needs to be interesting for them as well.

Wuzzlers is an ideal example of this formula used well. In a variant on Hangman meets *Catchphrase*, that annoyingly presented TV show ("five seconds, here we go"), the player is confronted with a picture that is covered from head to toe by a series of squares.

Only one part is visible at the beginning and, like in Hangman, the user must guess a letter contained in the word of the object pictured.

If you make a mistake, another square is removed to give you better idea of the image. Once the picture is completely uncovered, it's game over and back to the beginning to try again.

There are well over 20 Wuzzles to choose from and while it's not difficult for a grown-up, it'll be a satisfying challenge for youngsters. If the pictures do become repetitive, there is also a do-it-yourself Wuzzle creator so that images can be created and loaded in to the game. Couple this with an already fun package and you have a winner on your hands. Recommended.



Guess the word without uncovering the picture fully to move on to the next level in Wuzzlers...

The BBS Directory

Programmed by: Mark Westguard


Available from: Goodmans International
Disk No GD2181

If you've been tempted by the amount of bulletin boards available at your finger tips but have never wanted to spend the cash hunting all of them out, then BBS Directory can help you to discover some of the boards on offer.

Professionally produced with an attractive user interface and title screen, you're presented with an image of the UK. Clicking on the options enables you to access different functions, such as search for bulletin boards in a certain area which is then listed in a window for your perusal.

Also on the disk is Pool Manager by John Fermor that helps the user to keep track of matches and their results, giving an accurate rundown of the current league.

Even options for postponed matches and team withdrawal are taken into account so if you fancy your chances as a pool winner then you can do yourself no harm by investing in this package.



Bulletin boards are on the increase so what could be more handy than a directory listing some of them?

Utopos

Programmed by: Aggression

Available from: Merlin PD
Disk No MPD 1862

It's one of perks of the job when an inconspicuous disk arrives in a jiffy bag and on booting up turns out to be one of the best games yet seen on the ST.

Featuring glossy, smooth scrolling and polished graphics, Utopos does the STE proud. Mixing Thrust-style gravity antics with a frenzied shoot-'em-up between two play-

ers, each user must guide their ship between the craggy stalagmites and stalagmites of a cavern with the sole mission of destroying each other.

Change weapon configurations and arm yourself with missiles to be used on the opposition with devastating effect.

The game can produce a competitive atmosphere as one ship hides from the other or backs out by sitting on its landing pad constantly, refuelling and boosting its shields in the process.

With the plush graphics and addictive gameplay, Utopos is a must for all STE owners.



Steer clear of the craggy walls, hunt the human enemy down and blast the pulp out of them

Retrospect

Last month, *From Picts to Parliament* pt3 was reviewed and one of the criticisms made was that there was no way of slowing down the slideshow to read the information at leisure.

Since then, the author, Evelyn Mills, has been in contact to state that the show can be sped up or slowed down using the function keys and has expressed anger at the review's oversight.

While I apologise for any inconvenience caused, the title featured no instructions about this particular facility which was, therefore, overlooked.

So, to all programmers and PD houses, please include full instructions if you want your program to be fully reviewed. If not, this kind of misunderstanding can happen.

Laser for Men

Programmed by: A Karine

Available from: Goodman International
Disk No GF65

At last, another game for the Falcon. This time, instead of a Tetris clone, the player is presented with a first person perspective shoot-'em-up.

The gameplay revolves around blowing the hell out of all of the enemy with your weapon while trying to keep as many of your own squad as alive as possible.

The scrolling is unsmooth but there is a less detailed version that can be selected. Unfortunately, there is still a lot of difficulty lining up the shot on the foe due to the jerkiness of the screen update.

Running around the maze is fun, though, and shows that the Falcon can do this sort of thing better than the Amiga 1200, so that can't be a bad thing.

The graphics are relatively good even if the enemy and friendlies look like heads stuck on top of a large cardboard box. If you've seen Doom on a PC and wanted a slice of the action then this will go some way to feeding that hunger... but don't expect too much.

There's also a demo of a forthcoming PD game, Mini FI, that nearly made my jaw drop to the floor when I saw the track intro screen - Super Mario Kart on the Falcon!



But alas, it soon cleared to be replaced with an overhead racer.

It's obviously hard to say what the title will eventually be like but it's good to see that there are games making their way onto the software-starved screens of the big bird owner.



Run around a maze, blasting the foe to pieces in this Doom-inspired game of destruction

Attention all PD libraries

If you wish to feature in *Atari ST User*, just send any of your titles which you feel worthy of review to: Public Sector, Atari ST User, Europress Enterprise, Europa House, Adlington Park, Macclesfield SK10 4NP.

Please include a list of the contents of each disk detailing the program name/s and what they are. This ensures quick assessment and inclusion into the magazine. If you are a shareware author, send in your latest creation along with a list of libraries who will be distributing your program/s thereby achieving maximum publicity.

Runecaster

Programmed by: Andy Norfolk

Available from: Goodmans International Disk No GD2193

Fate's a funny old thing - some people swear that it cannot be changed and that it's predetermined - all you can do is sit back and enjoy the trip. Others, like the author of this particular package, believe that while it does lay a path for the future, it can be changed at any point by the individual.

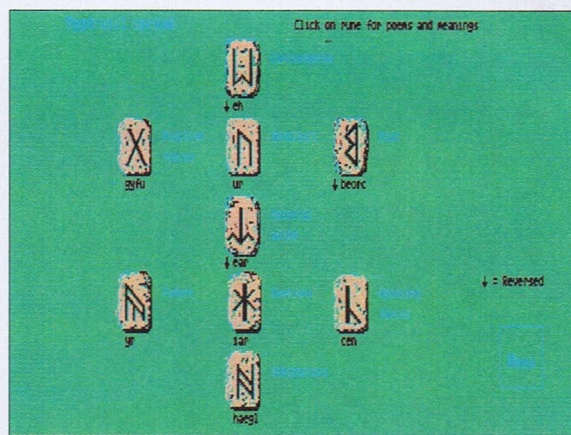
With the latter attitude in mind, the program can aid the user (if you believe in this method) in taking a glimpse at a possible future through a variety of methods.

Readings can be made from a single rune and, for the more curious, the program also includes a nine-stone set-up. The process is to simply think of a subject/question that you want to have advice on and the stones will reply accordingly. The author clearly states that these are just his

interpretations on the runes' meanings and are not the definitive explanations.

Another interesting and original feature are rune poems based on ancient English, Norse and Icelandic culture. These cover various aspects of life and are interesting reading material.

Runecaster is a fresh and well-produced program that, while not covering a subject everybody believes in, is still a worth a look.



Take a glimpse at a possible future in Runecaster

KaosDesk

Programmed by: Anders Kromike

Available from: Floppyshop
Disk No UTL 4270

The Atari ST desktop is not a very efficient or valuable one. Little nuisances turn in to mountains of misery after rearing their ugly heads for the hundredth time.

KaosDesk is an alternative desktop for the ST, offering a host of powerful features over its Atari counterpart. Take, for example, when you have a program that you use regularly and want to store it on the desktop for easy access. This can't be done with GEM but with Kaos it can.

The package also boasts a host of other features including a large selection of new icons, an icon editor to create your own and a highly useful command interpreter where, like with the Commodore Amiga and PC, instructions can be typed in to perform certain tasks.

The only utility I couldn't use was the desk driver because, according to the program, my monitor wasn't "decent" enough - it would have been more useful to tell me why it wasn't up to scratch instead of leaving me in the dark.

Despite this one little niggle, KaosDesk offers a viable and hard disk-installable alternative to the frayed around the edges GEM system and is worth real consideration for any user who takes their computing seriously.

Lay your hands on me...

Caledonia PDL

250 Oldtown Road
Hilton, Inverness
IV2 4PT. Tel: 0463 225736

Floppyshop, PO Box 273

Aberdeen, AB9 8SJ.
Tel: 0224 312756

Goodman International

16 Conrad Close, Meir Hay Close
Longton Stoke on Trent
ST3 1SW. Tel: 0782 335650

Merlin PD

11 Grange Close, Minchinhampton
Stroud
GL6 9DF. Tel: 0453 882793

TUMBLEVANE PDL

6, West Road, Emsworth, Hampshire, PO10 7JT
Telephone: Emsworth (0243) 370600

GAMES & ADVENTURES

GM 101:	Psycho Pig 2 (2 disks)	GM 111:	The Glass Buttock of Tharg
GM 112:	Rebound	GM 114:	Course Angler
GM 115:	The Obscure Naturalist	GM 119:	Insectroid
GM 120:	Braindamage	GM 097:	Fatemaster
GM 027:	Monopoly	GM 124:	Klingon War (Star Trek)
GM 127:	Striker	GM 130:	Towers (2 disks)
ADV 09:	PORK 2	ADV 28:	A Night on the Town
ADV 31:	Susan	ADV 32:	Christian Adventure
ADV 35:	Deena	ADV 38:	Darkness is Forever
ADV 49:	Alice in Wonderland	ADV 52:	Heavy Bunch/Investigation

MUSIC AND MIDI

MUM 26:	Alchime Jr, Sequencer +200 tracks
MUM 53:	Kawai K1 <K2, Hi-res, 1Mb
MUM 55:	Yamaha SY22 Editor, Hi-res, 1Mb
MUM 56:	Guitar Professional, learn those chords
MUM 58:	Roland 'D' series Sound Banks

ART AND GRAPHICS

AAG 29:	Paintpot, best half meg package
AAG 31:	Metafile Format Objects
AAG 35:	Creative Titles, Video titler
AAG 39:	Atari Image Manager V1.96, 2 disks
AAG 05:	Crackart V1.0 with ENGLISH docs, 1Mb
AAG 38:	Crackart V1.36 NO English doc (yet), 1Mb

AAG 50-52: Wedding Clipart 3 disk set £3.75

EDUCATIONAL

EAC 01:	Maths Test, for the under 10's
EAC 02:	Body Search, Basic Human Anatomy
EAC 20:	Telltale Chemistry, GCSE Levels A, B, C
EAC 21:	CIA World Factbook, info on over 240 countries, 4 disks
EAC 29:	Workout, A learning aid

WORD PROCESSING & DTP

WPD 01:	ST Writer Elite	WPD 03:	Typing Tutor
WPD 19:	Printing Press	WPD 22:	Printing Press extras
WPD 23:	DB Writer	WPD 24:	DB Writer support disk

UTILITIES

UTA 28:	Award Maker, create your own certificates (286 awards on disk)
UTA 34:	DB Master, create your own database
UTA 38:	5 Databases, one has got to do the job
UTA 51:	70,000 word spell checker
UTA 53:	German Translate, 27,000 words (updated this month)

SPECIAL OFFER

Choose any
5 disks for
ONLY £6.75

Catalogue with FREE PD £1.00 or 50p with order
Disk prices: £1.75 each

MERLIN

TEL/FAX: 0453 882793

We have been receiving a lot of compliments recently! Our catalogue has now been updated and improved with an easy to use selector. Our service remains second to none. Our disks are only £1.25 each including P&P.

But it seems that many of you do not realise that we ask you to select what you want to have on each disk. No more paying for a disk which has one program you want and others that you don't. Remember you can get up to 50 programs of your choice on each disk.

LICENCEWARE - PRICES VARY

OCL1	DEAD OR ALIVE - Very amusing adventure game	£3.00
OCL2	MURDER ON THE ORION EXPRESS - A comic sci-fi murder mystery	£3.00
RE01	ARTHUR OF THE BRITONS (1 Meg) - A strategy game with great graphics	£3.00
RE02	CONQUEST (1 Meg) - A variation of the classic Populous ..	£3.00
SES004	ROBOT WORDS (Ages 4+) - A great educational hangman type game from Shoestring Educational Software	£2.95
POW16	FREAKED OUT 2 - Find your way through the maze ..	£3.00
TP001	THE ZUFFERS (1 Meg STE only) - All you have to do is get the Zuffers home.	£3.00

We also stock **Budgie** and **Powerfist** licenceware.

PD & SHAREWARE - £1.25

Stosser Diskmags issues 1-12 available.

MPD1084 PLANETS - A slideshow of planets etc.

MPD1661 INVOICE MASTER - Ideal for small businesses.

MPD0461 OPUS 2.2 - A powerful spreadsheet.

MPD0988 STAR TREK - 25th Anniversary Mag.

MPD1896 QUEST FOR KNOWLEDGE - A new brain teaser.

ECD The excellent compilation is available only from us.

ST Handbook (£2.50), the printed PD magazine is available from Merlin.

Authors! Send us your disks for review and inclusion in our catalogue.

Catalogues available free with any order from this coupon or just send 3 x 25p stamps.

Merlin presents the Atari STs game for the 90's

Obsession

When Dreams are not enough...

Coming soon to your screen
exclusively from MERLIN

Please send me the following disks:

No.	No.	Name.....
No.	No.	Address
No.	No.
No.	No.
Disk Catalogue Yes/No		Postcode
(please send 3 x 25p stamps).		
I enclose cheque/P.O. for £.....		

Merlin PD, 11 Grange Close, Minchinhampton, Stroud, Glos. GL6 9DF

ATARI ST/ST-E/TT/FALCON 030



All software packages require at least 1 Megabyte of RAM, Double Sided Disk Drive & Mono Monitor. A Hard Drive & 2 Megabytes of RAM are recommended for using Calamus S, SL & Outline Art.

** NEW PRICES **

PRODUCT	OLD PRICE	NEW PRICE
Calamus 1.09n	£99	£89
Calamus S v2	£335	£299
Calamus SL	£575	£499
Outline Art v3	£245	£199

** SPECIAL OFFER **

Send us **ANY** other DTP original master disk for the Atari series and we will reduce the new price of Calamus 1.09n by **£10** and Calamus S or SL by **£50**

Offer ends: 30th April 1994

All prices include VAT
Please add £5 for delivery
within the UK

Please make all Cheques/
Postal Orders payable to:
"JCA EUROPE LTD"
CREDIT CARDS WELCOME

JCA EUROPE LIMITED

30a School Road, Tilehurst,
Reading, Berkshire RG3 5AN

Telephone 0734-452416
Fax 0734-451239

OVER 2,800 DISKS OF QUALITY PUBLIC DOMAIN AND SHAREWARE for the ST, STE and FALCON

Both our ST and Falcon catalogues are currently the most comprehensive available from any supplier. They are disk based and simple to use. They have a powerful search facility and can output to printer if required. Floppyshop are also distributors of the Budgie UK Licenseware range. For a free copy of either catalogue disk, send us a blank disk with a note of your name and address, stating whether you require the ST or Falcon catalogue. Alternatively you can send a Cheque or PO for 80p and we'll supply the disk. Please make Cheque or PO (UK currency only) payable to Floppyshop. Major Credit Cards welcome. UK Postage FREE, Overseas Postage to: Europe £1.00 per order, Rest of World 10% of order value (min charge £2.00).

GEM - View 3 - The Ultimate Graphic Conversion Utility

After lengthy correspondence with Dieter Fiebelkorn, author of GEM-View, Floppyshop are now the official UK distributor for the unregistered version of the new modular GEM-View 3. It is the most comprehensive picture conversion utility available, reading around 40 different file formats from the ST, Amiga, Macintosh, PC, Sun and others. Pictures may be saved in IMG, ESM, GIF, IFF, BMP, TGA or TIFF formats. The good news for UK users is that GEM-View may now be registered in the UK. The latest unregistered version of GEM-View (presently v3.02) will always be available directly from Floppyshop. GEM-View 3 is on ART.3485 and is at a special price of £2.00 or £2.50 including a copy of our catalogue (please state ST or Falcon).

Family Roots

Family Roots is an invaluable aid to both professional and amateur genealogists. It is designed around an integrated workbench which allows you to create your family tree graphically on the screen by linking directly between the individuals. What the Press have said about Family Roots: "Certainly more than you'll ever need, unless you manage to trace your relatives back to Fred and Wilma Flintstone" - Atari ST User. "All in all, the best genealogy program available for the ST and well worth the money if you are considering tracing your family" - ST Format. Family Roots costs ONLY £24.95 (demo disk £1.00). UK postage free, please add £1.50 for Europe or £3.00 for rest of World.

Easy Text Professional Vector

This is an easy to use fully featured Desktop Publishing package for the Atari ST/E, TT & Falcon. It lets you create your own newsletters, brochures, business stationery, notices etc. It produces truly professional results with virtually all printers and comes complete with a 134 page fully illustrated manual. Easy Text Pro Vector requires at least 2 meg of memory and a hard drive or 2.5 meg of memory if you don't have a hard drive. SpeedoGDOS is also required but is NOT supplied. Easy Text Pro Vector costs ONLY £35.95. If you don't have SpeedoGDOS, why not get Easy Text Pro instead for ONLY £29.95. It is almost identical to the Vector version, except that it runs on a 1 meg machine and uses standard GDOS fonts (a number of which are included) instead. Overseas customers please add £2 Europe or £4 Rest of World, for either product.

The Beginners Guide To STOS Basic

This complete programming course for the Atari ST/STE comprises of a 618 page manual and 2 DS/DD disks. It introduces the reader to STOS Basic and takes the newcomer from basic principles through to the development of complete programs. It includes 190 programming examples and guides you through the creation of games, a complete art package, various educational packages and numerous business utilities. The Beginners Guide To STOS Basic costs £29.95 + P&P (UK £3, Europe & Eire £5, Rest Of World £10). COURSE DOES NOT INCLUDE STOS BASIC.

ATARI REPAIRS

Repairs undertaken to Atari computers at £49.95 inclusive of parts, labour, VAT and return postage/packing

Full technical support

Computers repaired in the quickest possible time

All machines will be overhauled with a full soak-test to ensure optimum reliability

Entrust your machine to the experts, full 90 day warranty

Repairs to disk drive and power supply also included (extra charge possible if found to need complete replacement)

Repairs to other Atari systems undertaken - phone for details

Upgrades and expansions supplied and fitted - phone for details

£49.95

To take advantage of this exceptional offer, simply send or hand deliver your computer to our workshop complex, address details below, enclosing this advertisement voucher, payment, fault description, return address, along with your daytime and evening telephone number and we will do the rest.

Should you require Group 4 Security return delivery, simply add £5.00 to the repair charge.

COLLECTION SERVICE AVAILABLE



WTS Electronics Ltd Chaul End Lane Luton Bedfordshire LU4 8EZ Tel 0582 491949 (6 lines)

(We reserve the right to reject machines which, in our opinion, are beyond repair- Normal charge applies)

Changing prices

I am one of your older readers in both senses of the word. I am 74 years old and I have taken your magazine from issue number one.

However, things have changed now due to the action of one of your advertisers. I have cancelled my order at the newsagent for all three Atari magazines.

Last Friday I rang a computer dealer advertised in the magazine to see if they had a 2Mb STE in stock, and they said they had.

As I had already got a machine on order from another firm I said that I would ring back shortly after I had checked about the other machine.

My original supplier had not got a STE available and so I cancelled my order and rang the other dealer again.

The STE was advertised in your magazine at £269 but the salesman said the price was £299.

I protested as my understanding was that if goods were advertised at a price they should be available at that price.

However, a Trading Standards officer said that providing the firm had told me that the price had gone up before I agreed to buy they were within their rights.

In actual fact this means that as you require the copy two or three weeks in advance of production, the price of every single item could be out of date before we receive our magazine.

I am sorry that things have ended this way as you are going to lose over £40 a year, and my newsagent will lose through no fault of his.

Mr H Marriott, Worksop

As you point out yourself Mr Marriott, we produce the magazine several weeks before it hits the news-stand, and this means a few prices can change by the time you read them.

It's never done deliberately - to my knowledge. For example, last summer memory prices soared following disasters at manufacturing plants in the Far East.

Panic buying forced prices up and these extra costs had to be passed on to end users, although the magazine on sale at the

**Got anything to say to the ST community?
Then this is your soapbox**

Write Now

time listed old prices. You've been buying the magazine for many years and never had reason to complain about the advertising system before, which just goes to show how infrequent this problem is.

Can't be found

I find it is now becoming increasingly difficult to get your magazine off the shelf of the newsagent.

Don't blame it on the agent. It must rest on your shoulders for forcing distributors to make it an assured sale. At over £3 no agent is going to stock the title if it can't be sold.

Which brings me on to another point. Are you doing this deliberately so as to find the excuse not to print any more Atari ST Users?

If so tell the public you are going to withdraw it from the shelf with good notice and you will keep many a good customer, myself included.

Before you go harping on about taking it on order or subscription, I am not going to buy a magazine unless I consider it value for money.

G Holdstock, Wotton-U-Edge

You hit the nail right on the head when you

said it's becoming harder to find Atari ST User because newsagents won't take it unless they're sure of a sale.

You don't seem to appreciate that in order to stay in publication we too need to make a profit, and if magazines are returned unsold then our money is wasted.

It is obvious that distributing the title on a sale-or-return basis would give a circulation rise but the move could mean burning as many copies as we sell.

However, we do have a slightly different sales arrangement with some outlets, and recommend that readers try their local WH Smith if they have difficulty finding any issue.

There are no plans to close the magazine, and why on earth would we want to find an excuse to do so?

Looking for STFM

Last year Atari announced that the 520STFM would be put back into production and they would sell about 150,000 of them by the end of December.

Since then I have not seen them in my local computer shop or advertised in the ST magazines. Did they ever go on sale and, if so, are they still available?

T Harper, King's Lynn

SDL apparently took the machine for trade distribution, and it was sold to the public through independent dealers - though 150,000 seems to be a highly inflated figure.

For the last few months, however, there have been very few STs available of any type, although Compo Software (04873 582) still have STFMs in stock.

There are industry rumours that Atari might be about to go back into production with at least one model, although no-one at Atari has been able to say anything concrete on this.

Playing with Falcon

Further to the debate on Falcon vs ST coverage in your magazine, I am lucky enough to live in a house with an ST, a TT and a Falcon.

However, my ST is a very old and slow machine, and therefore I normally prefer to play any games which I buy on either the TT or Falcon fitted with hard drives.

However, when faced by the choice of which games to buy I am often at a loss, simply because there is seldom any information on compatibility, either on packaging or in game reviews.

I can understand that it would take extra time to check compatibility with either TTs or Falcons, but it would be helpful.

On the plus side, MicroProse now list TT compatibility on their games boxes - but many firms do not. Nor when contact by phone do they know if their products are compatible.

When I was thinking of buying Frontier: Elite 2, I contacted Gametek who thought the game was Falcon compatible but weren't sure. It is Falcon compatible, but not TT.

I hope that you will be able to list Falcon/TT compatibility in the future in your game reviews.

Miss Fiona Clark, Manchester

We've been considering adding a Falcon compatibility comment with games reviews for some time, and it appears that there are now enough owners of the computer to make it worthwhile.

So from next month's issue you'll find the information listed at the end of each game review.

**£25
Prize
Letter**

Waiting to hear from you...

To join the ST chat show drop a line to
The Editor, Write Now, Atari ST User,
Europa House, Adlington Park,
Macclesfield SK10 4NP

Being able to recognise shapes and colours is vital – the world is made up of them, and the ability to remember which shape and colour is associated with what kind of item ranks pretty highly as far as basic human intelligence is concerned.

Of course, children learn shape and colour recognition naturally, as part of their everyday interaction with people and surroundings.

However, the ST is an ideal means of sharpening this awareness, and preparing children for some of the more complicated feats of recognition yet to come, like sorting complex shapes, and reading.

Most of the programs reviewed here are parts of bigger packages which teach a range of skills. They have been chosen because each represents a different way of teaching colour and shape recognition.

None of the packages mentioned here costs more than £25, and some – those available from PD/shareware libraries – are less than £2, so there's something to suit all pockets.

All of the programs will run on a colour monitor or colour TV set. Although younger children can be almost alarmingly smart at operating the ST, make sure you spend some time with them to ensure they understand exactly what is required of them for each activity.

Discussion about why they made a particular choice, and how what they are doing can be related to real-life experience, is very worthwhile, but be careful not to destroy the fun aspect of the games with too much theorising. Learning should be enjoyable, and the programs reviewed here will certainly provide children with hours of fun.

Restrictions on space mean we cannot look at every program that teaches shapes and colours, so we've chosen to highlight some of the better ones. Do some research of your own before deciding what's right for your children – but don't leave it too long.

Blobs

Age range: 4-8

Prisma Software • £19.99

Part of the Which? Where? What? package in the Kids' Academy range. Children who join Pepe mouse for some colourful fun trying to place the next in a series, based on shape and colour recognition, are in for some genuine entertainment as well as some sharpening of their recognition skills.

There are two Blobs games – the first deals with colours only, so the one we're really concerned with here is the second, which features colours and shapes together.

One of three levels of difficulty is chosen at the start, although this can be changed during the game by pressing F1, F2 or F3.

The child can build a spaceship or a skyscraper, hang clothes on a washing line or put books in a bookcase. Blobs teaches recognition not only of shapes and colours, but of repeating patterns. A pattern can be very simple, with only one or two shapes and colours used, or quite complex, using many colours and shapes.

Practical experience proved that a child has to think very carefully before deciding what shape to choose next, and what colour it should be. The fun aspects include moving Pepe up and down a ladder to choose a shape, his antics when you place the right shape and colour, and the animated scenes that result when all shapes and colours have been correctly chosen and the picture is completed.

The graphics are very good and the music consists of nursery rhyme tunes.

Graphics	8	Very good
Sound	7	Good
Entertainment	8	Very good
Educational value	8	Very good




It'll all come out in the wash. In the blobs game shape, colour and pattern recognition are tested

Shape for

Richard Williams
shows how your
ST can help shape
the future for
keen young minds



Mice in the kitchen! Don't worry, they're friendly ones who respond rather pleasantly when you show them you can place your shopping items in the right places



If your children help you put away your supermarket shopping, they'll soon get the hang of this

Shopping Basket

Age range: 6-8

Prisma Software • £19.99

Do your children help you put the shopping away after the weekly trip to the supermarket? If so, they'll very quickly get the hang of this one. Mice in the kitchen may be the last thing anyone wants, but they go together very pleasingly in this case.

Again, the child controls Pepe the mouse, firstly to choose which kind of basket or bag to use, then to select one of the items of shopping displayed, and finally to choose a place to store the item.

Storage places are freezer, fridge, cupboard, drawer, fruit bowl and toy basket. An item will only go into one of these – the child's task is to decide which one.

If the child chooses the right storage place for an item, he or she is rewarded with music and an animated sequence in the kitchen, in which some mousy characters place the item in the relevant storage place, and have a nibble on some cheese.

Graphics	8	Very good
Sound	7	Good
Entertainment	9	Excellent
Educational value	9	Excellent

up fun learning

Snap

Age range: 2-5
TCA • £19.99

One of the games in the Picture Book package from TCA. Picture Book features several games and a free keyboard overlay which makes matters easier for smaller children. All of the programs in this set feature great sound effects, voice and first class graphics.


Snap is based on the old card game. In its simplest form, the child (or children, as up to three can play) is presented with two pictures on the screen.

If the pictures are the same, the child presses his or her designated key. If not, the child waits while one of the two pictures changes and presses the key when the matching one appears.

Difficulty increases, for smaller children at least, when either the picture vs word or picture vs letter option is selected. In these cases, the players see only one picture, and press their designated keys whenever the letter (for example, Q for Queen) or word matches the picture.

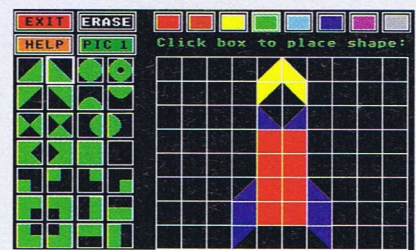
Each picture is accompanied by an associated sound. Individuals' scores are kept on-screen as the game progresses, until one of the players is declared a winner (if there's only you playing, then it's bound to be you!).

It's a fun game – it proved a favourite with my own children, who played it for long periods, completely disproving my theory that boredom would soon set in!



The Snap game – part of TCA's Picture Book package – in its simplest mode, picture vs picture, and with only one player, who's bound to win... eventually, at least!

Graphics	8	Very good
Sound.....	9	Excellent
Entertainment	8	Very good
Educational value	8	Very good



One of the five pictures provided with the Kidshapes program, which children can build on if they wish

Kidshapes/Kidshapes Plus

Age range – Kidshapes 2-8; Kidshapes Plus 8
D A Brumleve
£11.95 per disk, plus fixed 50p p&dp

Kidshapes and Kidshapes Plus, the 14th and 15th offerings in Brumleve's KIDPRG series, are graphics design programs based on the idea of the magnet board set. Kidshapes is for younger children, and features large targets for the mouse and limited choices.

Kidshapes Plus is for older children (and adults!) and includes a larger number of choices, with the possibility of creating more complex pictures, and offers a "flash" option: selected squares on the design grid can be turned on and off for a variety of effects.

In both versions, the child clicks on a shape on the left of the screen. Clicking on a square of the grid then places the shape. The colours of shapes are changed by clicking on a colour in a palette at the top of the screen.

There is a simple Help feature which (with adult help in the case of younger children) will enable children to start creating very quickly. The child can build on one of several pictures provided, or create his or her own picture from scratch.

The real skill is in deciding which shape and colour to place in a particular square to achieve whatever effect, symmetrical or otherwise, the child is aiming for.

There's a save option, which means the pictures provided can easily be overwritten, and thus lost. It's recommended that you make a back-up copy of the original disk, and that each member of the family who will use the program has a personal copy.

We don't want any arguments about where the spaceship disappeared to, now do we?

The program is very colourful and has a few beeps and a tune, but didn't hold the interest of my team of junior testers for long. Still, what do you expect for £1.95 (plus, if you like the program, a small donation to a school fund)?

Available on separate disks (GD811 and GD812) which include other educational programs, from Goodman International. These programs, written in GFA Basic, are described as careware – if you care, the American author, D A Brumleve, asks that you make a contribution (he suggests \$10) to the Leal School, Urbana, Illinois, ST Fund.

Graphics	7	Good
Sound.....	4	Poor
Entertainment	5	Could do better
Educational value	5	Could do better

Railway Station, Noah's Ark, Farm Yard

Age Range: approx 3-6
The Jumping Bean Company • £24.99

Three of the games in the Noddy's Playtime package. Noddy's Playtime is one of the best educational programs for younger children ever written for the ST.

Excellent sound and graphics and the overall quality of the games from both educational and entertainment points of view combine to make this package one not to be missed if you have children in this age range. Control is via any of three methods – mouse, joystick or keyboard.

Watching Noddy drive around Toytown in his car is entertaining in itself. If the child directs him to the railway station, there's a recognition and memory test in store. In levels 1 and 2, a train pulls into the station with its window blinds open. The child examines the characters inside for a few seconds, and then the blinds come down.

A picture of one of the characters on the train is then shown, and the child is asked to indicate which blind the character is sitting behind. If the child is right, a point is scored, the train

trundles out of the station, and another one pulls in to start the cycle again. Level 3 is similar, but after the blinds fall, one of them re-opens, and the character who was sitting there is now missing. Children must try to identify the character from the five shown at the bottom of the screen.

In Noah's Ark, a picture of an animal appears in a window in the side of Noah's trusty old vessel. The picture is split into four equal portions. Of course, the portions are jumbled, and the child's task is to replace them in the right order into a second window.

In Farm Yard, the child is asked to match the front and tail ends of animals. At level one, the child is first shown the complete animal – for instance, a goat. Once a key is pressed, the tail end is replaced with that of another animal. The child then scrolls through numerous rear portions of animals until the correct match is found. In level 2, heads are matched to tails, and the complete animal is not shown at the start. Level 3 involves stepping through both heads and tails to find the only animal which can be matched.


It's actually quite good fun to get the answers wrong and make old Big Ears shake his head, and the farmer stamp his feet.

Graphics	10	Excellent
Sound	10	Excellent
Entertainment	10	Excellent
Educational value	10	Excellent



The train now standing at Platform 1... is full of colourful characters in the Railway Station game, part of the Jumping Bean Company's Noddy's Playtime

And Noah did build an ark, but his animals got all mixed up and children were asked to piece them back together so that several thousand years later, David Attenborough could spy on them and, in hushed tones, reveal their innermost secrets...



Shapes and Colours

Age range: under 5s
Rainbow Educational Software • £7.99

Shapes and Colours is a collection of six programs which will help children develop colour and shape recognition, an awareness of size and the concept of grouping objects into sets. Smaller children will love it.

The child's host is Bobby the Clown, a colourful, animated character who features in four of the six games and, together with some basic music and sound effects, makes a good job of encouraging children to learn.

The games are all mouse-driven. Four of them each have three levels of difficulty which can easily be set at any time during a game by

hitting the Escape key then choosing the required option.


The games are Snap, a variation on the traditional card game featuring very simple shapes and colours; Painting, in which the child can colour six different scenes using a palette of 12 colours; Sets, where the child places items which are similar into groups; Big and Small, which develops awareness of differences in the size of objects; and the Shape game, which is based on the wheel of fortune game you will know from fêtes, school fairs and the like.

This collection of programs helps pave the way for learning letters and numbers. There are plenty of "reward" animations which encourage children to succeed in the games. Sound – simple music and beeps – is not brilliant, but is used effectively.

Graphics	9	Excellent
Sound	6	Fair
Entertainment	9	Excellent
Educational value	9	Excellent



Finding the odd one out in Big and Small, one of the programs in Rainbow's Shapes and Colours package



Sort out kites and teddy bears – and a whole host of other items – in the Sets game, part of Rainbow's Shapes and Colours

Matching

Age range: Under 5
Europress Software • £24.99

Part of the Fun School 3 for the under 5s package, Matching involves the child in identifying not just pairs of shapes, but pairs of the same colour.

No knowledge of the names of the shapes or colours is needed, and the game can be played by very young children with minimal assistance.

In level 1, there is only one row of shapes to match. Another row is added on each successive level.

The child chooses a coloured shape by pressing the spacebar to move the highlight and Enter to select, then repeats the operation to choose another object which matches in terms of both shape and colour.

For every correct matching, a bear moves a little further up the trunk of a tree to reach a coin, which is dropped into a piggy bank.

The graphics are good and the sound is well implemented. Younger children will be delighted by this one.

Graphics	9	Excellent
Sound	8	Very good
Entertainment	9	Excellent
Educational value	9	Excellent



Level 1 of Matching, part of Europress Software's Fun School 3, has only one row of shapes and is the obvious starting point for children who haven't played this kind of game before

Life gets more complicated on level 3 of Matching – one of the programs featured in Europress Software's Fun School 3 – with three rows of shapes to match



Fun Train

Age range: Under 5
Europress Software • £24.99

Part of the Fun School 4 for the Under 5s package, this is one of the best for my money – and the children liked it, too!

Teddy comes steaming into the station, with a picture on the side of the carriage behind the engine. If the picture does not match the one above and behind the engine, the child presses the spacebar, and Teddy takes the train out of the station.


Another train immediately pulls in, with a different picture. The cycle is repeated until a matching picture arrives, when the child presses the Enter key. Sounds simplistic – but it's great fun, and the hissing and whistling sound effects add to the enjoyment.

The Fun School series is renowned for its quality, and rightly so. This is an excellent example of how to use graphics, sound and animation to full effect for younger children. Incidentally, each shape has its name written above it, so the game can help develop word recognition, too.


Graphics	9	Excellent
Sound	8	Very good
Entertainment	9	Excellent
Educational value	9	Excellent



No match this time, so press the spacebar and get ready for another train with a different picture in Europress Software's Fun Train



That's right! We've got a match this time in Fun Train, part of Fun School 4 for the Under 5s. Cue steam engine and train whistle noises



This is one of the teaching levels (odd-numbered) in 4HJ's Colours and Shapes game. Click on a flag to be told what colour it is

Colours and Shapes

Available as freeware from Goodman
International and other
PD/shareware libraries

£1.95 for per disk, one-off postage 50p


Colours and Shapes is one of six educational and fun games which together form Playtime, by 4HJ. It's bright and colourful, and includes good use of sound, including voice.

There are six levels, the odd numbered ones being teaching levels – click with the mouse on a colour or shape and a voice tells you what it is. The even numbered levels are tests – a voice asks the child to select a particular colour and/or shape.

The questions are very simple, such as "Which is the yellow car?" The child answers by clicking the relevant object. If a child wishes to re-hear the name of the colour or shape to be identified, they simply click on an image of a mouth.

Even exiting the program has an appealing style. The child clicks on a waving hand, and is bidden "bye bye" by the voice!

Graphics	9	Excellent
Sound	8	Very good
Entertainment	8	Very good
Educational value	9	Excellent



One of the test levels in the Colours and Shapes game. The mouth asks the child to click on a particular object in a particular colour

Contacts

Rainbow Educational

Software0626 779695

Goodman International0782 335650

Europress Software0625 859333

Prisma Software

(Kids' Academy)0244 326244

The Jumping Bean Company 0602 792838

TCA0582 761395

Hard facts

I have had an Atari computer for 14 months. It is a 520STE which I have upgraded to 2.5Mb. I also have an external Atari PC 720B turbo drive, a Citizen Swift 24e printer and have just bought a ProGate II 50DC hard drive.

The reason I am writing is that I have a little niggles about the lack of information and instructions on the use of hard drives. I have checked through all the ST mags with most of them just giving the merits and ratings about which one to buy. The information on the use of a hard drive was very meagre indeed.

The manual which came with my hard drive was not very good in explaining the use of the Manager program. Would it be possible for a couple of pages in your magazine to explain the best use of the hard drive with regards to paint programs, word processors and desk accessories, and how to use them in the different partitions?

It is a little bit frustrating having the hardware and not being able to use it as much as possible through lack of knowledge.

T J Evans, Montgomeryshire, Powys

I am a little confused as to what information on hard drives you would like to see covered in the magazine.

Using a hard drive, once installed and partitioned, is exactly like using a floppy disk in that the procedures for opening, copying files, creating folders and so on are identical.

The only difference is that you don't have any hassle with swapping disks, there is lots more space per partition (depending on the size of the hard drive, that is) and it's a damn sight faster than a floppy too.

I guess you may be having problems with actually formatting and partitioning the hard drive. Unfortunately, each hard disk manufacturer usually provide their own proprietary hard disk software with the drive.

Therefore, a feature on each particular package would only be of interest to owners of that particular hard drive and not hard drive owners in general.

Also, to prepare a hard drive for use merely requires that it be formatted and partitioned and these two processes are not really complex enough to justify a feature in the magazine.

You also mention that information on using specific programs - such as paint programs and word processors - with different partitions would be a good idea.

Again, using such programs with a hard drive is identical to using them with a floppy, except that the aforementioned disk changes, speed and space problems do not exist.

In other words, the programs do not generally require any special setup or alterations in order to work or take advantage of a hard disk and if they do, such procedures would be covered in the manual and be only specific to that particular software package.

This isn't to say that Atari ST User ignores the hard drive owner.

I myself have a hard drive, which, spookily enough is a ProGate II 50DC (albeit upgraded to 340Mb) and I am therefore aware of the many utilities available and the problems which hard drive owners can

encounter. As such, I try to cover both subjects in Advice Service.

ST and PC VGA monitor?

Is there a high resolution mono monitor available which can be used with an STE and an IBM PC in VGA mode? If so, can you supply details of price and where one can be obtained?

A C McRobbie, Stirlingshire

Ladbroke Computing have two monitors which may suit your needs. They can supply you with either a mono VGA monitor (£139.99) or a colour multisync monitor (£399.99).

Both can be connected directly to a PC using the standard VGA connector or, to your ST via a simple adaptor. However,

the mono monitor has to be internally adjusted slightly in order to have the screen centred when used on a ST. If plugged into a PC, this picture is not quite centred.

You can adjust it internally to centre the screen but this requires opening up the monitor each time you use it between PC and ST. It is also quite dangerous to fiddle about inside any monitor if you do not know what you are doing.

The colour monitor should be able to handle this picture centring problem a little better in that it has quite an array of screen position controls located externally.

These may enable you to conveniently adjust the picture as required without having to open up the monitor.

For more information on your specific

Advice

SpeedoGDOS ahead

I am an amateur Assembly programmer currently working on a font program. I need information on the font header of SpeedoGDOS fonts. If you could supply me with this information, I would be most grateful.

I Hendry, Newcastle

Your wish is our command...

SpeedoGDOS font header

Offset	Description	Data size
0	8 byte string consisting of D1.0 + CR + LF + NULL + NULL	8 bytes
8	Font size in bytes	4 bytes
12	Minimum font buffer size in bytes	4 bytes
16	Minimum character buffer size in bytes	2 bytes
18	Header size in bytes	2 bytes
20	Source font ID	2 bytes
22	Source font version number	2 bytes
24	Source font name	70 bytes
94	Manufacturing date	10 bytes
104	Character set name for font	66 bytes
170	Manufacturer ID	2 bytes
172	Character set ID	2 bytes
174	Copyright notice	78 bytes
252	Number of character indexes in character set	2 bytes
254	Number of characters in font	2 bytes
256	Index of first character in font	2 bytes
258	Number of kerning tracks	2 bytes
260	Number of kerning pairs	2 bytes
262	Font flags	1 byte
	Bit 0 - Extended font	
	Bit 1 - Reserved	

Offset	Description	Data size
	Bit 2 - Reserved	
	Bit 3 - Reserved	
	Bit 4 - Reserved	
	Bit 5 - Reserved	
	Bit 6 - Reserved	
	Bit 7 - Reserved	
263	Classification flags	1 byte
	Bit 0 - Italic	
	Bit 1 - Monospace	
	Bit 2 - Serif	
	Bit 3 - Display	
	Bit 4 - Reserved	
	Bit 5 - Reserved	
	Bit 6 - Reserved	
	Bit 7 - Reserved	
264	Family classification	1 byte
	Bit 0 - Don't care	
	Bit 1 - Serif	
	Bit 2 - Sans Serif	
	Bit 3 - Monospace	
	Bit 4 - Script	
	Bit 5 - Decorative	
	Bit 6 - Reserved	
	Bit 7 - Reserved	

needs, give Ladbroke Computing a call on 0772 203166.

Amstrad to Atari

I currently have two computers, an Amstrad CPC464 which uses cassettes and an Atari 520STE which uses 3.5in floppy disks.

I wish to know if there are any companies or people who can convert the games on the cassettes from the Amstrad and re-write them to put them onto disk for the Atari.

I have hundreds of games for the Atari but most of the good ones are for the Amstrad, which is why I wish to transfer them over. Is there anything I can buy which will do it for me or is what I am asking illegal?

S G Johnson, Prescot, Merseyside

There is only one way to get the games

dismantle my ST and fit it as the warranty has long since run out.

K Leary, Dublin, Ireland

It sounds like your single-sided days are over. Replacing the internal drive involves nothing more than the removal of a power plug and data cable from the back of the single-sided drive and connecting your newly acquired double-sided drive in its place.

ST beginners

I have recently bought an Atari 1040STFM initially for my children to help them with their school education.

I now find myself wanting to know more about the workings of the computer in order to supplement a computer course that I am

home and copying the relevant files to my hard disk, I find that they do not load or appear in the Desk menu. It's as though my ST can't find them.

Unfortunately, my friend is in the USA for a few months working, so I turn to you for help. What am I doing wrong?

B Hay, Sheffield

One of the most common reasons why an accessory will not appear in the desk menu is that it is not in the root directory of your boot disk or partition.

I assume your disk auto-boots from partition C, in which case, you must ensure that your .ACC files are in the root directory of this partition.

The root directory is merely computer jargon meaning you are not in any folders. For instance, double-clicking on your C partition icon will open a window showing the contents. You will also notice that the top shaded bar of this window will probably contain C:*. This is the root directory.

If you subsequently enter a folder, for instance called ST User, you will see the shaded bar change to C:\STUSER*.*.

You are now not in the root directory but in the STUSER directory. To get back to the root directory, you simply click on the top left box of the window until you see C:*.* in the shaded bar.

I would guess that in order to keep your C partition uncluttered, you have placed all your .ACC files in a folder. The ST does not like having to look in folders for accessories and expects to find them in the root directory.

So, simply copy your accessories from the folder to the root directory and they will then be available from the Desk menu.

SERVICE

from your Amstrad onto your ST and that's to try and persuade the company who own the copyright to convert it.

You seem to be under the impression that you merely need to copy the games programs from the Amstrad's cassettes to a floppy disk in order to use them on a Atari. This is impossible in the case of these two computers.

Converting a game to another machine requires it to be completely re-written. It's not just a matter of using the same program code on the other computer.

The only real parts of a game that are feasibly transportable to another computer with little change are the graphics.

These problems then raise the question as to whether there is enough demand for an Atari version of the game to justify the cost of paying the programmers to effectively re-write the game for it.

Double switch

At the moment, my 520STFM has a single-sided internal disk drive. However, a friend has recently given me his dead 520STE which suffered major component damage due to a faulty power supply.

He was aware of my single-sided predicament and has informed me that the dead computer has a double-sided internal disk drive.

He was unsure as to whether the drive also suffered damage at the time his computer fried but he said it may be perfectly all right.

A friend of mine who has a PC decided to try the double-sided mechanism out in one of his spare drive bays and it works.

My question is, can I simply replace my single-sided drive with the double-sided one? I am quite prepared to let my PC owner friend

about to start. Are there any good books which you can recommend for a beginner such as myself? I have visited many book stores but have been unable to find any material relating to the ST.

J Michaels, Derby

Good books on the ST are difficult to find in high street bookstores these days. Thankfully for the beginner though, The ST Club still stock two ideal books for the newcomer.

The Atari ST Explored is a good introductory publication and costs £9.95. The other book is called Your Second Manual to the Atari ST, which has a more light-hearted approach in its explanations. For more information, contact The ST Club on 0602 455250.

Dead accessories

I'm new to the ST and have recently visited a friend who is more experienced. He regularly buys public domain software and has many utilities which make using the ST much easier.

He explained to me about accessories which remain in memory and provide enhancements and useful features.

One of the annoying things I find about the ST is its extremely unversatile file selector. I have a 120Mb hard disk divided into six partitions. When I need to load a file from a word processor, I constantly have to type in the drive letter if I need to switch to a different partition to find it.

Luckily, there are decent programmers out there who have written utilities to provide a replacement file selector which has features such as drive letter buttons.

Even more luckily, my friend gave me a collection of file replacement accessories on a disk for me to try out. However, after getting

Got a problem?

Are you at the point of taking an axe to your ST? Do you want to pulverise your printer? Well just count to ten and relax. Then, jot down the problems you are having, along with a detailed description of your setup.

Include information on the type of ST you have, the TOS version (if known), what peripherals are attached and any extra hardware that lurks inside your computer (accelerators, graphics cards and so on) and I'll do my very best to come up with a solution.

For those who have had problems and overcome them, chances are that someone somewhere is having the same problems and would benefit from your advice.

So get in print and send any tips or suggestions that other users may find helpful.

Send all tips and cries for help to: Darren Evans, Advice Service, Atari ST User, Europa House, Adlington Park, Macclesfield SK10 4NP

Hand scanners have always been one of the most desirable additions for Atari users. There's something magical about digitising an image such as a family snapshot or some line art you've drawn, displaying it on the screen and then incorporating it into something else, whether it's a desktop published document or some creative artwork.

Unfortunately the models on offer haven't exactly been the most flexible. Very few true greyscale scanners exist for the Atari and none has ever been widely available except to owners of the bigger DTP packages.

Migraph's Touchup can convert dithered black-and-white images into greyscales but lots of detail gets lost in the process. To get something more than a single bit image you have to look at the other end of the market where flatbed scanners cost anything from £600 upwards.

All that has just changed with the arrival of two new packages. One comes from Gasteiner and the other from CGS and both are based on an identical scanner head manufactured by Mustek.

The Gasteiner package is for Falcons only and comes with some new colour scanning software from Migraph, while the CGS bundle works with any Atari, including the ST/STE, and comprises a scanner driver accessory and the image processing software Chagall. Neither is cheap, but they do open up all sorts of options.

First of all, let's look at the hardware and as the scanner head is the same in each case, we'll start there. There's nothing remarkable about the shape, weight or

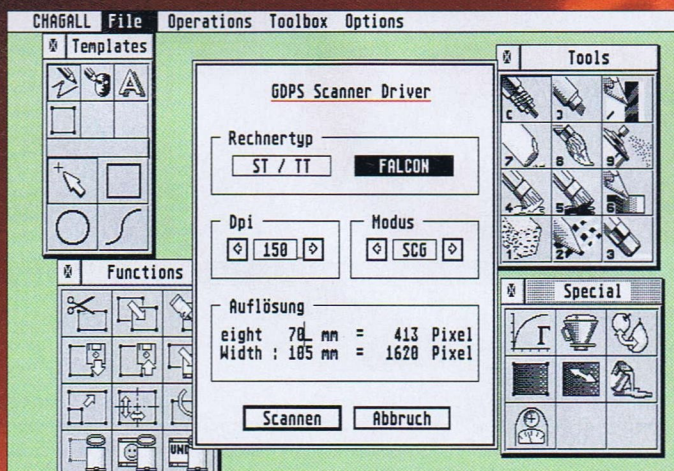
design though the colour – jet black – is certainly unusual.

It's a pretty average scanner head with a top mounted on/off button, a large roller at the front and two small rollers at the back to give it some stability. It isn't as stable as some scanner heads but I didn't experience any problems keeping

it on track, even in awkward positions on the desktop.

On the right-hand side of the head are two controls, a wheel for altering the brightness and a four way switch for the resolution. The switch is marked ¼, ½, ¾ and 1 which can be somewhat confusing when trying to determine the resolution.

Handy



Using the scanner driver inside Chagall

Jpeg compression

One of the first things you'll notice when you take up colour scanning is that your hard drive seems an awful lot smaller. If you're using a floppy-only system, you'll be in even more trouble as most scanned colour images won't fit on a normal density disk. Colour images take up a lot of space – a 4in x 4in, 200dpi colour scan will create a 1.9Mb image.

The Joint Photographic Experts Group was set up to devise a method of compressing and storing huge photo-realistic images and the result was the Jpeg file format.

It is what is known as a "lossy" compression method in that some detail is inevitably lost when it is saved but the reduction in file size can be enormous. That 1.9Mb image can be packed into around 100k without too much loss of clarity. The only problem is that repeatedly decompressing and recompressing an image results in cumulative loss of detail.

The scanner software reviewed here doesn't support Jpegs but Migraph's Colorkit states that it will be present in the next release. For those wanting to investigate the subject, Compo's Studio Photo will save in Jpeg format and French programming team Brainstorm has just released its Falcon Jpeg decoder/viewer into the public domain. It should be available now from the better PD libraries.

CGS Colour Hand Scanner

The CGS scanner uses the Atari cartridge port as usual and comprises a simple, neat interface into which is plugged the scanner head and the mains adaptor.

The software driver is a desk accessory that, once installed, allows images to be scanned directly into Chagall, the high powered image processing package with a stunning interface. It runs on any 2Mb Atari, although ST/STE owners will have to use ST high resolution or a third-party colour graphics card.

The interface revolves around several floating toolboxes with some very smartly drawn icons. There are six main toolboxes, templates, functions, tools, special, masks and. Images are also displayed in GEM windows as are the options screens associated with each tool so a the bigger display you have the better.

No manual exists for Chagall, although there is comprehensive online help in English as a consolation. Up to 32 times normal magnification is possible and there are dozens of tools for creating images from scratch (paintbrush, airbrush and eraser plus chalk, lightener, darkener, and sponge) as well as editing, filtering and retouching scanned images.

Chagall is one of the most versatile image processing programs around and this is reflected in the impressive range of TIFF export options which include three compres-

sion settings (none, run length encoded and LZW), five general settings (TIFF 6.0, RGB true colour, 256-colour, greyscale and Reprostudio compatibility) and a choice of Intel or Motorola byte order. Scanned images can also be exported in IMG, PAC, PIC, and PI3 formats.

MASKING

As a full-blown image processor, Chagall also has features like masking with support for eight-bit greyscale masks, a magic wand, and masking by colour.

Colours can be changed, balance altered and there are some useful filter effects that include sharpening, smoothing and a clever combination of the two, plus smudge, invert, mosaic



They are, in fact, fractions of the maximum resolution available in any given mode.

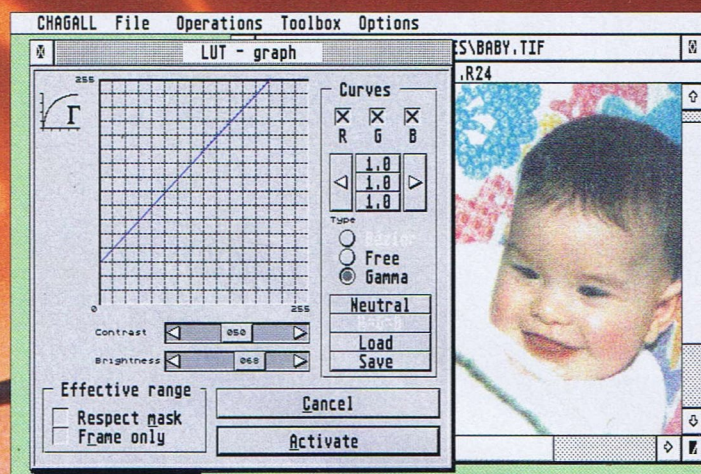
When scanning in colour the maximum resolution is 200 dots per inch (dpi) so the settings refer to 50, 100, 150 and 200dpi respectively. In greyscale or mono modes the maximum resolution is

400dpi, so the settings are 100, 200, 300 and 400dpi respectively.

On the left side of the scanner head come two more controls. One is a four-way switch for the dither/halftone pattern, which varies from small dots to large dots and a square pattern used for line art and optical character recognition.

colours

Getting pictures into your Atari is easy. Andrew Wright puts two colour hand scanning packages to the test



Chagall can be used to correct the scans for brightness and colour balance

and embossing. Mono images can be outlined, thinned, thickened, roughened, smoothed and there's a noise reduction filter too – useful for cleaning up scans from dirty originals.

CGS are still sorting out problems with the unregulated power supply for the scanner head which tends to produce a greener image than normal.

The driver software is still in German and there's no sign of a manual for the actual scanner at this early stage but that is more than made up for by the bundling of such excellent software and the fact that ST/STE owners can now scan by hand in full colour.

The other four-way switch controls the mode, of which there are four. Firstly comes Super Colour, SCG, which will recognise up to 262,144 different colours (18 bits of colour made up of 6 bits each of red, green and blue).

Second comes CG, the ordinary colour mode that recognises 4,096 colours (12 bits of colour made up of four bits each for red, green and blue). Third is the greyscale mode (MG) which is capable of scanning in 64 true greyscales and finally the line art or mono mode (D/T) for scanning line art and text.

WARM-UP

The scanner uses a fluorescent lamp which needs plenty of time to warm up before it gives its best. The recommended warm-up time for the first scan is around two minutes and both sets of scanning software have delaying dialogues to prevent you from scanning too quickly.

If the lamp is cold the image will be very dark, particularly when scanning in colour. The brightness can be increased to compensate but it doesn't stop the process being somewhat irritating.

After a few scans close together you can get away with a 15-second warm up but then the problem goes the other way. The lamp starts to heat up and the scans turn out too light.

Again this has to be compensated for by reducing the brightness using the wheel or afterwards using editing software such as Chagall.

Flatbed scanners

Next step up from a colour handheld is a colour and greyscale capable flatbed scanner such as the Epson GT6500, also available from CGS. Flatbeds offer several advantages over hand scanners – they can scan a full A4 page or equivalent-sized image, they can recognise more levels of colour and the quality is much better. On the other hand, of course, the price goes up to match.

The GT6500 looks like a small photocopier with a glass plate concealed by a flexible rubber lid. It has a sizeable footprint measuring some 22in x 13in although it is only 5in high. It weighs in at 20lbs and is connected to the computer via a custom cable.

The GT6500 comes with two different interface options, SCSI or parallel. SCSI is faster but parallel connection is generally easier on an ST as no host adaptor is needed.

CGS's Look II scanner driver software runs on any Atari and allows scanning of images at resolutions at an effective maximum resolution of 1,200dpi in either 24-bit colour, 256 true greyscales or standard monochrome if necessary.

Scanning direct-to-disk is supported for large images and the program requires at least 600 by 400 pixels screen resolution. Images can be saved in a wide range of formats including monochrome IMG files, Targa, CRG and several forms of TIFF file including those compatible with other Digital Arts programs.

BOTTOM LINE

FEATURES

Good scan quality with some excellent software.

Excellent
Good
Average
Bad
Appalling

EASE OF USE

The lack of printed material could be a problem for inexperienced users.

Excellent
Good
Average
Bad
Appalling

VALUE FOR MONEY

Cheap it ain't but when you consider the price of Chagall alone, it looks a better deal.

Excellent
Good
Average
Bad
Appalling

Product: Colour hand scanner/Chagall v2.00

Supplier: CGS, 231 Northborough Road, Norbury, London SW16 4TU

Telephone: 081-679 7307

Price: £399

Configuration: Any Atari with 2Mb or more (high res monitor or graphics card for ST/STE)

Gasteiner Colour Hand Scanner

The Gasteiner hand scanner plugs into the Falcon's parallel port, a highly unusual configuration. A small adaptor is inserted first, into which is plugged a connector attached to the scanner interface by a short ribbon cable. The scanner head and mains adaptor plug into the interface as normal.

The MultiTOS-compatible software, called ColorKit, comes as two programs, one for true colour mode and the other for mono or lesser colour modes.

A Falcon with 4Mb or more of memory is required and the 50-page manual recommends using the true colour program in 40-column mode though it appears to function perfectly well in interlaced 80-column true colour mode on an RGB monitor. The 80-column mode is recommended for the standard program.

ColorKit TC, the true colour version, is better for scanning in colour as it allows 65,535 of the 262,144 colours picked up by the scanner to be displayed on-screen.

Scanned images are also displayed in real time on the screen so you can check exactly what you are scanning as you move the scanner head. However it can't be used for mono or greyscale scanning, which is where the standard program comes in.

The non-true colour version of ColorKit is much the same as the true colour version except that it has several different options for displaying scanned images with more colours than can be displayed on-screen.

ColorKit is a GEM program with a

toolbar down the left-hand side of the image window that provides access to the main functions and the same commands duplicated in the drop down menus.

The main dialogue is the settings box, from which you specify the resolution and mode (making sure they match those on the head itself), and the length and width of the scan. When you start the scan a time bar is displayed on screen to allow the scanner head to warm up, although you can ignore it if you need to.

If you're using the standard program you will be asked how you want the scanned image displayed and whether you want to use dithering (error correction) or not.

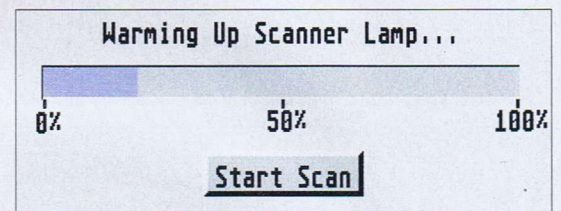
Once it's on-screen you can move around the image or use the clipping tool to crop it, discarding the edges, for example, and then save it in one of three formats, IFF, Targa (16 or 24 bit) or TIFF (compressed or uncompressed).

These can be loaded into most DTP and graphics programs.

COMPRESSED

Other options include saving with the full range of scanned colours or with the number chosen for the display and mono images can be saved with CCITT or Packbits compressed TIFF format or the widely used GEM IMG format.

The colour scan quality is remarkably good and for casual viewing there's very little to choose from between the CG and SCG modes, although when you



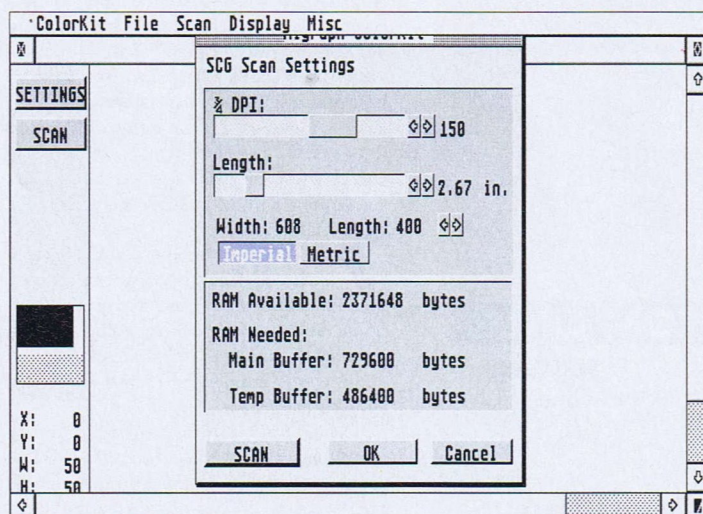
The warm-up reminder

start image editing the differences become rather more obvious.

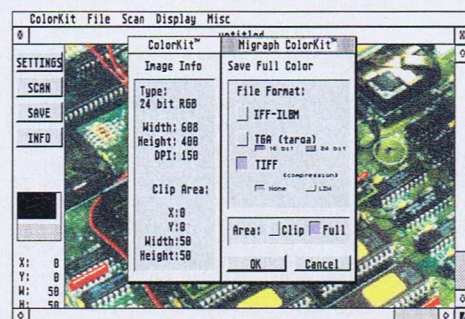
The greyscales are particularly useful for DTP work and the high resolution makes them handy for blowing up parts of photographs. The mono mode is just as good and the scanner certainly doesn't suffer for being principally a colour design.

The ColorKit bundle is a good all-round performer although it is certainly pricey in comparison to the more professional flatbed option. The software is basic and covers little more than scanning the image and saving to disk though it has a good, well-written manual with plenty of hints and tips.

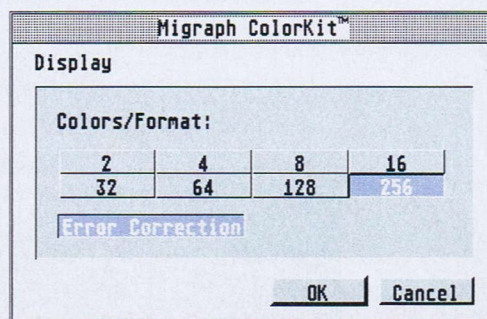
It would be nice to see facilities for altering the brightness and contrast if not the colour balance and the fact that scanned images can't be reloaded is a bit of a nuisance for comparative purposes.



Preparing to scan in ColorKit TC – the standard program has additional options for selecting the mode



Saving a true colour image using Migraph's ColourKit



After a scan you can choose how many colours the program will use to display the image

BOTTOM LINE

FEATURES

Nice scan quality but the software is basic.

Excellent
Good
Average
Bad
Appalling

EASE OF USE

Excellent, helpful manual with precise instructions.

Excellent
Good
Average
Bad
Appalling

VALUE FOR MONEY

Seems a bit pricey, but there's little competition.

Excellent
Good
Average
Bad
Appalling

Product: Colour hand scanner/ColorKit
Supplier: Gasteiner
Telephone: 081-365 6000
Price: £399
Configuration: Any Falcon with 4Mb memory or more

ST ACTION

May 1994

LOTUS TRILOGY

TOP GEAR!



INSIDE... POLICE QUEST ● LOTUS TRILOGY ● PART ONE OF OUR GUIDE TO SENSIBLE SOFTWARE'S CANNON FODDER ● PREMIER MANAGER 2 PREVIEWED ● A FOUR PAGE ROUND-UP OF THE BEST PD GAMES AVAILABLE TO BUY FOR YOUR ST

These days it's very hard to find a brand new ST graphic adventure. The last one of any note was US Gold's classic Monkey Island which contained some really sexy graphics, but the thing which stood out the most was the high standard of playability.

The lack of decent adventure games since then has been quite worrying, but there is a solution to this problem and that is via budget software. US Gold are some of the leaders in this field and their Kixx XL range contains some really outstanding pieces of software.

Among this budget range is a whole batch of classic Sierra adventure games. Only a few years ago, Sierra were the company to get your adventure games from. The Leisure Suit Larry, Space Quest and King's Quest series entertained ST gamers, and are all classic examples of the genre.

Before Sierra released these, almost every adventure involved the use of type-in commands and some quite dire graphics, although at the time your brain strangely saw through these discrepancies and you thought that you were playing one of the best games of all time.

Then Sierra with their revolutionary 3D animated adventures arrived on the scene and sent games players into raptures. The games represented a totally new approach to computer gaming.

They featured detailed 3D background screens with life-like characters, and the

improved parser let you talk to your computer in whole sentences.

These new adventures were interactive, changing as you progressed, explored and solved puzzles. New facets were revealed as you delved further and further into the games. Because of these random events, you could play them many times over and never play the same game twice.

One of my favourite Sierra adventures of all time was Police Quest and it's now with a sense of nostalgia and a smile on my face that I get to play it all over again.

Basically Police Quest is an interactive movie where you become the main character. In this case, you play the part of Sonny Bonds, a police officer hoping to make it big in the fictional town of Lytton.

The main goal is to bust a big-time drug dealer with the street name of Death Angel.



Before you embark on the trail of crime you must always check your vehicle. Otherwise you might get a puncture and it'll be game over

POLICE



Sonny Bonds in his plain clothes and by golly they are plain! What the guy in the shower is doing is doing is anybody's guess



Carol's Caffeine Castle is a place that is in every cop's heart. Grab those doughnuts!

Halt! Police officer! Raise your hands and lie down on the ground while I enjoy a blast from my adventure past courtesy of Sierra and US Gold's budget label, Kixx XL

Before you can consider taking on the might of the Death Angel, you must advance from the rank of street officer to undercover cop.

This is achieved by establishing trustworthy contacts and valuable leads as well as dealing with drunk drivers, angry bikers and traffic violators.

Before you hit streets, you will need to know police procedures, be familiar with the streets of Lytton and have a working

knowledge of the vehicle and traffic code. These procedures are totally accurate thanks to the fact that the game was designed by an actual American police officer.

You can control Sonny Bonds by using either the joystick, mouse or keyboard. My personal favourite method is the keyboard because you have to use it to construct command sentences anyway.

There are three different views. The first,




The second view in the game is when you're patrolling the streets of Lytton in your squad car



The start of Sonny's adventure and it's about time he hit those streets and started to catch some criminals

QUEST



Do you recognise that man? Why it's Sonny Bonds in his brilliant pimp disguise!



At several points you will be expected to attend a briefing before you go out on patrol

BUDGET ACTION

and the one you'll see the most, is the normal 3D view. The second is shown when Sonny gets into his squad car and switches to an overhead view. You can then zoom around the city of Lytton putting wrongs to rights.

The third view materialises when Sonny comes face to face with another character and a magnified picture of the person's face is displayed. This doesn't happen


counts.

The playability and addiction levels soar off the scale and it won't be long before you're engrossed in a manic world of cops and robbers.

Let's put it this way. I played and completed Police Quest when it first came out in 1987. Seven years later, I've played and completed it again and I still got as much enjoyment out of it as I did all those years ago.

As far as adventures go they don't get much better than this and considering the excellent bargain price you'd have to be a complete mug to miss out on it.

JONATHAN MADDOCK



To be successful in Police Quest you will need to play a pretty damn good game of five card draw poker

ACTION GOLD

VISION

★★★★★★★★

AUDIO

★★★★★★★★

DIFFICULTY

★★★★★★★★

LASTABILITY

★★★★★★★★

Police Quest might look a little dated on the graphics and sound front, but it reigns supreme in the playability and addiction stakes. A great game at a great bargain price. Do not miss!

91%

Publisher > US Gold
Developer > Sierra
Disks > 1
Price > £16.99
HD Install > Yes
Size > 1/2 meg


with everyone though; only the more significant characters are featured.

The hardest and most annoying thing about Police Quest is the driving section. When you're in hot pursuit of a criminal you tend to fly around the streets without any problems, but when you're casually sauntering around the city you get killed by some stupid Sunday driver and it's game over.

This can be resolved by always saving your game before you get into the squad car, but even then it's really annoying to keep on restoring your position. Apart from that minor factor, I can't really complain about anything else.

There isn't a lot more I can tell you about the actual game or story line because I'd only spoil the whole adventure for you. All that's left to do is sum up.

Police Quest is an absolute cracker of an adventure and one that should be in everyone's games collection. Looking back at Sierra's effort, you might cringe at the state of the graphics and the abysmal sound, but Police Quest has got it where it




Inside the police station is a computer which can be used to get information on some of the criminals you are chasing



WARPZONE PDL

MORE THAN JUST A PD LIBRARY

Endorsed by the ATARI HELPLINE U.K.



We are Honoured and Proud to be able to announce that **WARPZONE PDL** are Recommended and Endorsed by the **ATARI HELPLINE**
Tel: 031-332 9323

PS. If you can't get through, then leave a message with us!

STE ONLY

GAMES

- STE-18 Lobotomy Invaders
- STE-19 Blat - Falling bricks game
- STE-25 Grandad & the Holy Vest
- STE-50 Operation Garfield

MUSIC

- MUS-21 Hi-Fi Dreams: 8 original tracks
- STE-23 U.L.M.: 8 more original tracks
- STE-42 Hi-Fi Dreams II: 10 tracks
- STE-45 Heavy Killers: 10 NEW tracks
- STE-46 CD Player: plays MOD files
- STE-49 Dynamite: Superb stereo tracks

DEMO'S

- STE-01 The Jungle Demo
- STE-05 Mental Hangover
- STE-21 Grotesque: Brilliant (1 Meg)
- STE-24 Brain Damage: 2 disk set £3.00
- STE-28 The Brutal Techno Demo
- STE-31 Relapse: 3 disk set £4.50
- STE-32 The Edge of Panic
- STE-37 The Bad Taste Demo
- STE-39 Systematic Error
- STE-44 The Corporation Megademo
- STE-48 The Astro Demo

STE POWER PACK

5 STE disks of your choice for only

£7.99

ATARI FALCON

We now have a selection of PD and SHAREWARE which is, at this very moment, being hastily added to our main catalogue so please call for info or to request your **FREE Falcon Software List!**

MIXED BAG

- MXB-05 Fujidesk, Guardian, Mouse acc Accessory Selector + 8 others
- MXB-08 Prog. Packer, Ramdisk, Clock, Virus Killer + 6 others
- MXB-10 Disk Mechanic, ST Initialise Snapshot, Drivetrack + 9 more
- MXB-18 Professional Astrology
- MXB-19 Vienna Street Plan
- MXB-23 Crossword, File Selector, Zap MOD Player + 4 others
- MXB-26 Death of a President: A photographic/audio database of a 'Day in Dallas'. 3 disks £4.50
- MXB-27 Panetarium: for Stargazers
- MXB-30 Print Master Accessories, Monopoly + a Disk Magazine
- MXB-32 Mono Emulator, Astronomy, Geography + 7 others
- MXB-33 Banner Maker
- MXB-34 C Tutor: A self-teaching aid for the 'C' Language
- MXB-35 Award Maker: Make your own Award Certificates!!

10 Disk Capacity
LIBRARY CASE/STATION
ONLY **£1.00** with any order

GAMES

- GAM-15 Bellum, Asteroids, Nova
- GAM-17 Azarian, Blockade (Qix)
- GAM-24 Just for Kids: Perfect Match, Dot2Dot, Hangman + 2 more
- GAM-29 Ski-ing Contest: on the piste
- GAM-34 The Rainy Day Disk: Games Puzzles, Crosswords & more
- GAM-36 Arcade: Klaktrix, Llamatron, Mr Dice, Entombed & Droid
- GAM-41 Tomb of Ra: Platform Game
- GAM-44 Zenoid: Maze/Platform game
- GAM-46 Blaster, Panic, orm War + 1
- GAM-52 Jig, Puzzles & Super Simon
- GAM-53 Under Berkwood: Excellent Arcade Maze/Adventure
- GAM-59 Games Galore II: Dungeonz, Grav, Maze, Life & 2 others
- GAM-63 Gnu-Chess: Brilliant
- GAM-67 Battle for the Throne
- GAM-76 Midimaze II: Multi-player battle via the MIDI ports
- GAM-79 Violence: great shoot 'em up
- GAM-85 Mutant Camel + Llamatron 1 MEG VERSIONS
- GAM-97 Diablo, Missile Command, Slalom, Pacman & 6 others
- GAM-105 Advanced D & Dragons
- GAM-108 Quiz Construction Kit
- GAM-114 World Boxing Champion
- GAM-115 League Soccer Simulation
- GAM-120 Mystic Well: Dungeon - Master Clone
- GAM-127 Black Dawn: Mind blowing Graphic Adventure/Puzzle
- GAM-133 Outrageous Fortune: Brill Shareware Brain Teaser
- GAM-153 Daylight Robbery: Arcade - quality platform game with some unique differences
- GAM-156 Mr Tiler & Apprentice: Zany mind boggling fun + 2
- GAM-159 Psycho Pig II: Great Game
- GAM-164 Mono 4: Minigolf, Miner, Invaders, Zarge & 2 others
- GAM-166 Nirvana: Egyptian P'form
- GAM-168 Three Realms of Suspicion
- GAM-170 Soccer Management Sim.
- GAM-173 Bio Hazzard
- GAM-180 Magic Tomb
- GAM-181 Combat: Blatant but good Operation Wolf clone
- GAM-2083D Soccer



GAMES PACK

Over 4.5 meg of fun in 46 widely varied games!

Only **£7.99**

These 2 pages are only a small representation of items & software we have available. Send blank disk & SSAE for catalogue of our full range.

COMMS

- COM-02 Galactic Empire: Two ST's, a null modem cable and you are playing one of the great on-line simulations.
- COM-03 Vanterm 4.0: Definitely one of the most user friendly Terminal programs around.
- COM-04 Uniterm: All singing, all dancing but a bit complex.
- COM-07 Freeze Dried Terminal: Very good program, on a par with the perennial Vanterm.
- COM-08 Some extremely useful utils to help with your downloads
- COM-10 Radio amateurs only: Norad, SSTV, RTTY and Morse.
- COM-11 Ingocom, TNC driver, PK-232 Fax and ST Fax.
- COM-12 World Mailbox.
- COM-14 Program to link up your ST to an Amstrad NC 100.

PRINTING PRESS

Prints Labels, Cards, Posters, Flyers etc.

ENGLISH VERSION

now available

P-Press & Support on one compressed disk

only **£2.75**

POWERFIST

LICENCEWARE GAMES @ £2.99

- GAM-194L SNOTT 93: Platform game 1 meg needed
- GAM-195L Ghalfa One: Blast thru 4 levels of utter madness
- GAM-196L Seven Galaxies: A brilliant Shoot 'em up, even we play
- GAM-197L Hunchy 1066 & 2010: Two time distant tests of courage
- GAM-198L Nostram De-Lux: Excellent arcade adventure. 1 meg+
- GAM-199L Nostram: Half Meg version.
- GAM-200L Power Cut: Destroy 25 bases while in flight, if you can.
- GAM-201L Lord Ramsey: Zany cartoon fun in a slick package.
- GAM-204L Location Universe 3D: 4 levels of exhausting chaos.
- GAM-205L Castle Capers: Haunted fun & castle caper p'form game.
- GAM-209L 'Ees Lost 'is Marbles: A fab STAC adventure.
- GAM-211L Freaked Out II: The sequel to Freaked Out I, what else?

SHARPWARE

LICENCEWARE GAMES @ £2.99

- GAM-188L The Heavy Bench.
- GAM-189L Stos Games Pack: Haunted House, Mario's Quest & Solomon's Quest.
- GAM-190L Stos Adventure Creator.
- GAM-192L Beer Monster 1/2 & 1 Meg.
- GAM-193L Stos GRAPHIC Adventure Creator.

PD STARTER PACK II

11 Disks of your choice in a clear Library Case

❄ **£14.99** ❄

(Cost, purchased separately £20.25)

Fully inclusive of post & packing

*excludes all other offers *

EDUCATION

- EDU-04 Bodyshop, Kidstory, Kidpubish.
- EDU-06 Reflex, Flashcard, Kids abc, Spellpic, Wordpic, Quizrace.
- EDU-07 The History File: Historical adventure using digitised pics. 3 disks compressed to 1.
- EDU-21 Master Time: An excellent way to learn digital & 'hand' time.
- EDU-24 Playtime: 6 in one 'play & learn for the very young. *NOT STE*
- EDU-27 Magic Spell: Ages 6-11, uses speech & animation.
- EDU-29 Espaniol: Speech Verb Tutor.
- EDU-30 Chunnel: English/French-French/English translator/game.
- EDU-31 UTT: The Ultimate Typing Tutor.
- EDU-33 Kid-disk: Sketchpad, Doodle, Kid-graph/grid/grid2 & sketch.
- EDU-34 Chemistry Set: For older students.
- EDU-35 Geography, Chemistry, Braille.
- EDU-45 Animal Magic: Kids of all ages.
- EDU-46 Basic Chemistry: GCSE A.B.C.
- EDU-36 Math-Mix: Advanced math, ie: Algebra, Geometry & Trig.

EDUCATION PACK

Over 4.5 Meg of learning aids from pre-school to late teens

Only **£7.99**

BUSINESS

- BUS-02 ST Writer Elite: Still one of the best PD Word Processors.
- BUS-06 OPUS: Excellent Spreadsheet with Graphing facilities.
- BUS-08 Corner Shop Video: This fully working demo is written by someone who actually uses it to run a video rental business.
- BUS-10 Astubank: One of the better Home Finance progs.
- BUS-11 DJ Drivers: Need a driver for your Inkjet? Over 30 drivers and utilities. 2 disk set £3.00.
- BUS-12 Fastbase: Still the best PD Database around.
- BUS-16 VCR Doctor: VCR diagnostic.
- BUS-17 Printing Press.
- BUS-18 Printing Press Support.
- BUS-33 Fontykit: Superb Font Editor & a collection of fonts.
- BUS-34 Sales Control: Professional stock & invoicing system. Working Demo...MONO.
- BUS-36 Newsletter Maker.
- BUS-37 Letters: 80 form letters and a Word Pro + 8000 word Dict.
- BUS-38 C.O.M.P.: Compact Office Management System. If you run a small business then you must try this superb program.
- BUS-39 Financier & Accountability: Represent an excellent small accounting system.

BUSINESS PACK

Over 4.5 Meg of programs inc. Word Pro, Spreadsheet & Dbase

Only **£7.99**

SUNDRIES

Disk Storage Boxes

- 50 Capacity£5.99
- 100 Capacity£7.99

Blank Disks (Life Guarantee)

- 100.....£32.00 carriage £4.50
- 250.....£78.00 £7.00
- 500.....£140.00 £7.00

Mouse Mats

- 6mm.....£1.49 8mm.....£1.99
- Ergo.....£3.99 Station£6.99

- 280 DPI Mouse£12.99
- Mouse House£1.99
- Head Cleaner Kit£1.99
- Copy Holder.....£2.49
- Atari Dust Cover£3.99
- Mesh Screen Filter£14.99
- Joystick/Mouse ext. leads£3.99
- 1.5 metre ext. lead.....£4.99

TRACKERS & MODS

- TRAX-47 Empire Noisetracer & mods + Protrackers for ST & STE.
- TRAX-37 Powermonger/Timetrap/Stun Runner/Time Soldier Shadow + player.
- TRAX-45 ST/E Trackers with 10 Rave style trax inc. Bells/Nrain.
- TRAX-51 Axel i/Dance-it/Megamix Number 1/x2 Remix.
- TRAX-52 Commando/Pushit/Freshhouse Scoopex/STK/Mblast + 3.
- TRAX-64 Tracker & player utilities.
- TRAX-60 Acid Dance/Ride Me Baby/ Equinox VIII + 2 others.

TRACKER PACK

ST & STE Trackers/Players + 4 MOD disks of your choice

Only **£7.99**

ZZ Soft

EZ Text Pro. Vector

Text of any point size, rotate to any angle.
Min. requirements: Speedo Gdos & 2 Meg.

RRP £39.99 **OUR PRICE £37.99**

EZ Text Professional

Professional, High Quality DTP suite.

RRP £39.99 **OUR PRICE £36.99**

Imprint

Image processor: 9/24 pin Mono/Colour.

RRP £15.99 **OUR PRICE £14.99**

ATARI ST Machine Code

Learn Machine Code, Book and Disk.

RRP £19.99 **OUR PRICE £18.99**

ST Club

Pageassistant

Got Pagestream? Get Pageassistant

RRP £29.95 **OUR PRICE £28.99**

Imagecopy 2

Grab, View, Convert & print images on ST/E/Falcon: 9/24 pin, Ink/Laser Jet, M/C.

RRP £19.95 **OUR PRICE £19.99**

Fastcopy Pro

The ultimate copy utility!!

RRP £24.95 **OUR PRICE £23.99**

COMPO

C-Font.....£8.99

Tos 2.6 upgrade.....£62.99

PC-Speed.....£47.99

UVK (Ultimate Virus Killer).....£11.99

SYSTEM SOLUTIONS

N.V.D.I.....£49.99

OverScan (STFM only).....£39.99

Mono Monitor.....£135.99

HD Kit (Floppy & Module).....£79.99

All above prices inclusive of p&p

A full range of products, supplied by the companies above, always available from WARPZONE PDL



ADVENTURE PACK

More than 4.5 Meg of Graphic & Text adventures + Creators!!!

Only £7.99

DEMOS

DEM-002 Cyberscape: Animation.

DEM-003 California Raisins: 1 MEG.

DEM-016 Robomix: Digisound & pix.

DEM-039 Walker II: Excellent. 2 MEG.

DEM-043 Punish Your Machine.

2 Disk Set £3.00

DEM-046 European Demos.

2 Disk Set £3.00

DEM-074 Ecstasy (XTC) NOT STE.

DEM-090 Delirious: NOT STE.

2 Disk Set £3.00

DEM-110 Redsector: Superb Soundtrack.

DEM-117 Snotlins Demo.

DEM-121 Napalm: 8 great tracks.

DEM-123 Walker I: 1 MEG.

DEM-122 Walker II: 1 MEG version.

DEM-139 Lovespy Demo: GRT THIS!

DEM-141 Star Wars 2: Animation.

DEM-149 Trash Can Demo.

DEM-151 Redsector Megademo. 1 MEG.

DEM-153 Tom & Jerry: Slick cartoon.

DEM-154 The Prisoner. 2 Disk Set £3.00.

DEM-165 The Phaleon Demo: A mind-blowing 4 DISKS/36 dems and quiz's. 4 Disk Set £6.00.

DEM-169 Thraxx 1: Brill animation - tool & 5 great animations.

DEM-170 Thraxx 2: Long animations for use with DEM-169.

DEM-172 Klingon Calamity: Animation.

DEM-174 Terminal: Animation. 1 MEG.

DEM-175 Catnap: Long cartoon. 1 MEG.

DEM-187 World of Star Trek.

DEM-192 Reality is a Lie: Some STE.

DEMO POWER PACK

Choose any 5 Demo Disks

(single) for a price of **only £7.99**

MUSIC

MUS-07 Ghetto Blaster: Shows pix of MJ & plays BEAT IT.

MUS-04 V8 Music Sys.: 99 chiptunes.

MUS-10 Megamix: Like a prayer.

MUS-21 Hi Fi Dreams: 8 great trax.

MUS-22 Peeks & Pokes: 6 really good original tracks.

MUS-23 P & P 2: 6 more trax *STE*.

MUS-28 Hardcore Dancefloor: FIVE DANCE tracks *NOT STE*.

MUS-29 Energy 4 U: 5 DANCE trax.

MUS-31 Megarave 3: Long rave track.

MUS-71 Jonesy's Disk: 18 this that can be played via Quartet.

MUS-72 Playing with Knives: Brill extra long DANCE track.

MUS-77 Synth Dreams: 16 tracks.



SOUND PACK

7 disks full of the very best original tracks for ST/E

Only £7.99

MIDI

MID-01 PSS Special: For all PSS k/b's.

MID-09 32 track Seq. + 4 other progs.

MID-10 Librarian: CZ & DX patch & Library programs.

MID-12 Accompanist: Latest version.

MID-15 Compser Seq., Midisend + 2.

MID-17 Recording Studio Utilities.

MID-20 Sys Ex Kit: 1300k+ of progs designed to work with System Exclusive (Roland/Yamy) kbs.

MID-22 Midimix: 7 MIDI utilities.

MID-24 MIDI files 1: Over 70 music files some for midi instruments.

MID-25 25 older hits in MIDI files.

MID-28 Dr. T's Omega II Demo.



MIDI PACK

4.5 Meg of sequencers/files to keep your keyboard happy.

Only £7.99

NEW SERVICE

24hr Order Hotline. Yes! That's right you can now place your order 24hrs a day on

0272 412021

ART & GRAPHICS

GRA-01 Picswitch: Pix View/Convert.

GRA-03 Big Print: Produce a 16" x 11" or 32" x 22" poster from NEO/Degas pics (Dot Matrix).

GRA-14 Ani-ST: Animation package.

GRA-15 Paintpot: Professional art prog.

GRA-22 Master Doodle: Excellent first time art package.

GRA-17 PAD: Superb Hi-Res art prog.

ENGLISH version. 1 MEG.

GRA-29 Art Utilities: 18 utils. Packers, Converters, Viewers & Editors.

GRA-30 JIL 2D: Quality drafting prog.

GRA-35 Neo Tutor: As a Neochrome user you will greatly benefit from this tutorial.

GRA-37 Art Utilities 2: Another batch of those useful little files.

GRA-26 Crackart: Still the best PD art package around.



ART PACK

Over 4.5 Meg of utilities, packages & pix for budding artists!

Only £7.99

STOP PRESS

Many CD titles now available from us including the 3 Atari specific titles, lots of generic titles (Midi/Mod/Clipart files). Please call for more information

SPECIAL OFFER II

Take any **two** of our amazing value packs (£7.99) for an even more amazing twin pack price!

Only £13.99

CLIP ART

CLP-02 Scrolls 1: Decorative banners.

CLP-07 Viz: Favourite Viz characters.

CLP-08 Geriatrics Sex Guide: Just for fun extracts from the book in a clip-at format.

CLP-11 Disney, Ghostbusters & more.

CLP-34/5/6 Weddings: 3 Disk Set £4.50.

CLP-37 Holidays: 36 screens in theme.

CLP-38 Kitchen Things: Utensils, herbs +

CLP-30/32 Religious: 2 Disk Set £3.00.

CLP-54 Big Mac: Superb MAC clip art with viewer/convertor.

CLP-55 Trademarks: 240 US logos.

CLIP ART PACK

More than 4.5 Meg of Clip Art, converters & viewers

Only £7.99

SOFTWARE REVIEW

DEGASART v2.0

This educational & entertaining package with over 70 hand produced pics + 40 on screen tutorials is designed to give a step by step tutorial, from basics to the finer points, on computer art. Best used with Degas or Degas type packages it includes tricks of the trade such as anti aliasing/dithering/colour cycle/kerfing etc. plus 13 GDOS fonts with Assign.Sys file ready for Degas installation.

Learning how to create computer art STARTS RIGHT HERE!! (2 Disks)

for only **£9.49** inc. p&p

Dealer enquiries welcome

FONTS

We have a large selection of Calamus, Pagestream & Gem fonts available plus some font editors, unfortunately, space does not allow us to list them here so please send for a catalogue or telephone for more info. Our staff will be happy to give you more details.

GENERAL

GEN-02 ST Tour: Beginners tutorial.

GEN-04 2nd ST Manual: Great addition.

GEN-05 Lucky Dip 1: Adventure writer

D'top songs, Superboot + 3.

GEN-15 Sample 2: 107 Pcsn. samples.

GEN-18 Sample 5: 100 Amiga samples.

GEN-20 Mix: Dbase, Assembler + 6.

GEN-22 E Plan: Circuit Designer.

GEN-29 Stos Tutorial, GFA basic. Proed.

GEN-31 DB plus: Asst. Chef, Paarty +2.

GEN-35 Speccy Emulator with 'how to' hook up a Speccy tape deck!

GEN-34 Sozobon 'C': Language.

GEN-44 Genealogy: Find the family tree.

GEN-46 ST Almanac: Computer filofax.

GEN-47 Tos Hospital: A suite of powerful virus killers and then some.

GEN-48 Origami Demo: Fold your ST into clever shapes, maybe?

GEN-61 The New Testament

2 Disk Set £3.00

GEN-70 The Complete Coarse Angler.

GEN-66 A diskful of Sample Utilities.

FREE DISKS

Placing a SOFTWARE order for more than £9 will entitle you to free disk(s) of your choice.

Over £9 choose any 1 disk

Over £18 choose any 2 disks

Over £28 choose any 3 disks

Over £40 choose any 4 disks

Are you a

COMPUTER NOVICE?

If the answer to this is YES! then please tell us at the time you call or write, we can then spend a little more time with you and avoid using terms you may not yet, understand. Here at WARPZONE we do still remember how difficult it can be to learn the basics!



Son of SPECIAL OFFER

STEALTH microswitched joystick

Ergonomic design with autofire

only £4.99 with any order

UTILITIES

UTL-04 Cataloguer, labeller, autoboot.

UTL-05 7 label progs to suit any need.

UTL-06 15 utils inc: formatter, ramdisk

file recovery & disk doctor.

UTL-21 Sticker III: Best ever disk label

prog, info+graphic icons.

UTL-21a Sticker Icons: Hundreds of 'em.

UTL-22 Print Heaven: 14 printer progs

cassette/video/address labels+.

UTL-24 Disk: 15 floppy disk utilities inc.

special format/repair.

UTL-27 Sagrotan: Best PD Virus Killer.

UTL-32 Mint: Multitasking Emulation.

UTL-34 Mega-disk: 20 utilities and 10

desk accessories on one disk!

UTL-40 Minidraft: A Drafting package

that earned Format GOLD '93

plus ST Cad and Paintlux.

UTL-44 Money: Practical info on how to

make money with your ST.



UTILITY PACK

Over 4.5 Meg of formatters, copiers, desktops & the rest

Only £7.99

PRIZE DRAW WINNERS

Holders of Nos. 27, 212, 192 please contact us ASAP.

PRICES

£1.75 per disk

UNLESS OTHERWISE STATED

FREE

CATALOGUE

with all new orders

Intro disk - catalogue + 600k of Software **£1.00**

POSTAGE

United Kingdom

50p per order over £5.00

Inside E.E.C. 15p per disk

Sundries 50p per item

Outside E.E.C. 50p per disk

Sundries £1.00 per item

HOW TO PAY

By Cheque or Postal Order to the Address below or Credit Card by Phone!



With public domain programmers like Jeff Minter, Ian Scott and others holding the torch so to speak, several PD games have been produced over the years that are just as playable and, in some cases, better than commercial games, but cost just the price of a disk. Detailed here are the best of the bunch, the titles that should be in any respectable gamer's software cupboard...

Llamatron

Goodman International

Llamatron is what PD and shareware is all about – viciously addictive gameplay coupled with a programmer's personality. Banished from these disks is a large corporate image of blandness and playing it by the book, gone are the clone-like marketing campaigns and bold, unfulfilled promises and above all, rejected are the extortionate price tags that plague the commercial software market.

Imagine the classic Robotron and its sequel, Smash TV and you've got the basic format for a blast fest that leaves your ears ringing, your hand muscles aching and your concentration recovering for a week after the intense gameplay.

The single aim is to work your way through 100 screens of chaos to reach the heaven herd by killing every single nasty on each level, using an all-firing, all-dancing llama (stay with me on this one).

On each level, the objective is to



destroy the enemy – which come in all shapes and sizes from skulls and brains to telephones and Coke cans – while collecting as many of your stray flock as possible.

This flock is made up of goats and baby llamas that need to be touched to be collected. They then follow you round until the screen has been cleared. If the player's lucky, a heart power-up will appear once that's taken, instantly attracts all of your furry friends to your side.


Other power-ups provide extra lives, smart bombs and multiple shots among others. There is also a two-player mode where you and a friend can play simultaneously to add to the competition.

The sound deserves a special mention, with its Yello samples and weird and wonderful noises that, at full volume, gives the game a whole new lease of life.

If you only buy one game from this round up, Llamatron will not disappoint and if you're wondering what Jeff Minter is doing at the moment, you'll just have to wait until Tempest 2000. If it's anything like this title, it'll be a out-and-out classic. This is what gaming is all about.

PD classics

The public domain offers the player a back catalogue of classic titles to choose from, and all at seriously knocked-down prices. Adam Phillips digs out the best...



Revenge of the Mutant Camels

Goodman International

Way back in the yesteryear of the Spectrum and the Commodore 64, Revenge of the Mutant Camels reared its hump and caused quite a stir among players and critics alike.

Its graphics were off the wall – camels leaping into the skies, shooting a bazaar of weird and wonderful enemies. Spread over 42 levels, the player simply has to survive. Like its big brother,

Llamatron, a friend can join in the frenzy in the shape of a goat that can leap on the camel's back for extra protection and fire-power. Power-ups rain from the skies spelling instant death if touched or souping your camel into a one-hump killing machine.

While not as accomplished as you-know-what, this is still an excellent blast that'll appeal to all Defender fans.



More frenzied finger action is the name of the game in Revenge of the Mutant Camels

Walls of Illusion

LAPD

This is a Dungeon Master clone that's so clone-ish that you could put it in a Dungeon Master box and no-one could tell the difference... apart from one, oh-so-small detail, namely being the fact that the entire thing is in German.

Never mind because the basics of the game are relatively easy to pick up and use. The scenario seems to be set in a tower where the object is to get to the top, for whatever reason.

Magic, fighting with an assortment of different weapons, keys and other treasures are all featured and coupled with graphics that are of an excellent standard.

One feature that was sorely lacking from Dungeon Master that has been used to good effect here is the auto-mapping system (I'll never understand why some people get a kick out of mapping stuff; it's so tedious drawing each line on a piece of graph paper).

Be warned though, even with this luxury, Walls of Illusion is a fiendishly hard game – the enemy seem to have a particular talent for wasting you and your party of four at an alarming rate of blows.

This is nothing to complain about though because a challenge is good for the gaming reflexes and makes that small amount of money go a long, long way.



If you want Dungeon Master then get this... German included

Jetpac

Available from: Goodman International

Another blast from the past, this is a great conversion of the original Spectrum game featuring one man, a jetpac and his industrial-standard laser beam for frying aliens of all shapes and sizes.

For those uninitiated in the ways of this golden oldie, the game is split over 50 differing levels where the player must firstly construct his spacecraft that drops from the top of the screen and then fill it with fuel canisters which also drop from the heavens.

While this is all going on, the level is inundated with creatures which seem to include every known species in the universe, making your progress more difficult. Some simply float around and get in the way, while others home in on you, intent on causing at least a punctured hernia.

So this is hardly original stuff – most PD software isn't – but that doesn't mean it's not playable, and Jetpac has buckets of that vital ingredient. Recommended.



Use the platforms to rest on while your escape falls from the skies in Jetpac – the ST version

Dave Munsie's Games Collection Part

Goodman International

Reviewed in Atari ST User last month, this collection of nine gaming greats (well, nearly) was a complete surprise to behold when I first loaded it into the ST.

Without wanting to sound nostalgic, these titles showed what could be achieved when a programmer didn't have buckets of memory, graphics and sound cards plus a plethora of other highly useful but ultimately laze-inducing facilities.

While David Munsie's collection can never be called original, you'll be hard pushed to find a compilation that boasts so much playability.

Featured are Kid GP, a reasonable version of Bubble Bobble; Evader, a scrolling Phoenix/Galaxians; and Bugs, an excellent Centipede cloned with added power-ups and end-of-garden baddies.

The next three include Kid Kong, a pixel perfect rendition of the world's first platformer; Donkey Kong; Frogger; and ST Invaders.


The last trio are less well known from yesteryear – Dark Pearl, a game where you must guide a bouncy ball over a series of platforms hanging in space; Bubble, a Dr Mario/Tetris spin-off; and Kaboom, previously seen on the Commodore 64, which is the weakest of the selection, involving deflecting bombs.

What all this amounts to is a piece of software that may well be living in the past but thoroughly deserves your attention in the present, and will be played well in to the future.

Oh, it brings back memories of candy floss and beaches...



.. and crushes and blushes. I think I'm going to cry...



You'd be off your rocker if you didn't grab this nine-game collection rather swiftly from David Munsie, because it is excellent

PD classics

Fatemaster

New Age PDL

Fate's a funny old thing, especially when the particular master of it has to sort out a war that has broken out between two races that inhabit the same planet.

The last message received by the Intergalactic War Council is to steer clear and pray that this epidemic of violence and suffering doesn't spread to other worlds in the universe.


Ignoring this advice, you, in the role of a top secret agent, are teleported down to the planet's surface to find out exactly what has happened. The following story unfolds with humour and a twist of betrayal and massacre.

This may sound like heavy stuff but, due to its light-hearted approach, the proceedings move along with intrigue and a craving to discover exactly what has happened.

Presented in an overhead view, the player simply moves the elephant-nosed sprite around the screen, engaging in conversation and combat and solving puzzles, the use the right object in the right place variety.

The program is very user-friendly and its only negative point is the combat, which drags after beating up the seventh spider that crosses your path. Text-based, it's very much a case of sitting back and seeing what the computer decides.

However, good definitely outweighs bad, which makes Fatemaster a title worth investing in...



A story enriched by tales of deceit and a holocaust of an alien race... not very politically correct, eh?

Glass Buttock of Tharg

Caledonia PDL

Another title produced by the maker of the Grandad series, the oddly-named Glass Buttock of Tharg has a cast of thousands and gives the player the opportunity to send Mr Bean and other celebs into battle on horseback.

Indeed, take elements of an old Spectrum game called The Lords of Midnight, written by Mike Singleton (he of Midwinter fame) and add a touch of Scott humour, and players everywhere have a title that's simple but very addictive.

In a land far away, a glass buttock has been put in charge of the country, ruling with an iron cheek. Twelve stars from music, film and television have decided that its toilet handle of terror must come to an end.

Viewed in the first person, the player must move each celebrity around the map, visiting castles and recruiting as many soldiers as possible. Once done,



**JIMI HENDRIX C
15 MEN. THEY**

it's time to head to the keep for a show-down of power. As far as game complexities go, that's about it other than the various battles that ensue when stumbling across an enemy patrol.

It's the simplicity of gameplay that works so well at the end of the day, leading to compulsive playing and eager

Grandad 2

Caledonia PDL

Ian Scott has created a computing legend in the PD world with the highly acclaimed and original Grandad series. Detailed graphics and amusing storylines add up to a set of ideal buys for the prudent adventure buyer.


In Grandad 2, the cantankerous old man has lost his sandwiches. Due to his lack of cash because of the VAT he has to pay on his toaster, Grandad is a little huffed and needs to lay his hands on the mislaid sarnies sharpish.

Beginning his quest on a juicy motorbike outside the gents lavs, the OAP must drive from location to location, solving puzzles to

lead him to his goal. Cafes, theme parks and a flasher all feature in the game with many other surprises in store. Similar to Monkey Island in design, the player must manipulate objects and use them in the right place or with the right person.

The graphics are impressive and even include perspective – as Grandad moves into the background, he becomes smaller and vice-versa.

The gameplay is fun if a little frustrating when you can't think of what to do next and the whole proceedings are genuinely funny in places. If you're after something that isn't guns blazing and corpses burning under a red alien sky, a trip down to the park with Grandad offers a fruitful and satisfying alternative.



Grandad has lost his sarnies in Grandad 2, and it's up to you to find them... I doubt that they'll be in the ladies' toilets though, do you?

Oxyd

New Age PDL


As far as ball games go, Oxyd can be loosely described as Marble Madness meets devious logic puzzle and then some. The game is set inside a computer where things have gone horribly wrong. By guiding your sphere round an often multi-screened level, the premise is to knock special blocks that reveal particular colours.

Somewhere else on the same level are other coloured blocks to match them, so uncover two that are the same and you have a set. Find a different one and everything resets.


As you complete each challenge, more and more obstacles are added to make the game more difficult, frustrating and extremely addictive.

There are strange opponents such as a brick wall that needs to be destroyed by switching a wall-mounted laser on, perilous drops into oblivion and dynamite that must be kept away from once detonated or else it's shattered glass time.

What sets this game apart from the usual crop of PD and commercial software is the intricate design (a word sourly lacking from many titles these days) and slick and professional style. Completing a level is satisfying and the urge to see Oxyd through to the end, grows with each victory. Highly recommended.



Roll dat ball but make sure you don't get blown to pieces



desire to see the Glass Buttock shattered once and for all. A little more thought could have been given to the stars featured who could have had different talents to go with their personas.

Despite this, the Glass Buttock of Tharg is a good looking, fun and fast strategy title that is well worth a close inspection.

Twelve celebs hit the road on a quest to cork the Glass Buttock of Tharg

Rush 2

Available from: Floppyshop

This little gem received a large and well-rounded thumbs up from our games reviewer, Jonathan "The Biff" Maddock when he used to helm the PD pages of this fine magazine. Indeed, there didn't seem to be anyway of dampening his enthusiasm on hearing that I was doing in this round up.

Convinced that his immaculate taste and sharp reviewing skills could not be wrong, I eagerly loaded in Rush 2 to find out what all the fuss was about.


An hour later and I understand his views utterly – Rush 2 is a strangely and fiendishly addictive little number with an emphasis on smart presentation and gameplay that makes many titles look barren in comparison.

On starting the game, the player is presented with a series of squares, some of which are joined, others which are not. Sprinkled liberally on them are a set of letters that need to be collected in alphabetical order.

This is done with what sounds like a complicated method but in fact, is easy to use after the first few tries. You control a ball that rolls happily along the platforms but also at your command is a bat.

This tool pushes single squares around the screen to help the ball get to the more inaccessible areas and cut off areas where the letters are situated.

This is difficult stuff indeed in places but with professionalism and style similar to the classic Oxyd (reviewed elsewhere in this round-up), Rush 2 is a great title that's worth many a moment invested in it to reach the end.



Rush 2 provides some taxing moments for the puzzle punters out there

Shockwave

Available from: New Age PDL

This was one of the first games I reviewed when I started on the Public Sector and now, after seven months, it still packs a hefty playing punch.

Set in deep space where your objective is blow up asteroids and glean their mineral deposits, the title is very much a variant on Asteroids without the gravity problem that resulted in many a death

in the arcade. Obviously, there are numerous factions such as other greedy pirates and nuclear missiles out to put a stop to your wealth gaining ways and these need to be executed or avoided at all costs.

On amassing a substantial amount of valuables, there's an opportunity at the end of each level to visit the local Arthur Daley of space retail and buy some power-ups for your craft.

Extra lives, better weapons and smart bombs may bought from the foul-mouthed salesman who boasts as much charisma as Mr Bean.

Graphics are sharp, crisp and very pleasing to the eye, the only disappointment being your ship which looks a little dull in comparison.

Gameplay is of a very high standard – being wiped out on one level makes you more and more determined to try again and avoid that nuclear missile the next time. A fun variation on a theme and a must buy.



Asteroids meets the 90s in this powered-up, zero gravity update – Shockwave

Contacts

Goodman International
16 Conrad Close
Meir Hay Estate
London
Stoke on Trent
ST3 1SW
Tel: 0782 335650

Caledonia PDL
250 Oldtown Road
Hilton Inverness
IV2 4PT
Tel: 0463 225736

Floppyshop
PO Box 273
Aberdeen
AB9 8SJ
Tel: 0224 312756

LAPD
80 Lee Lane
Langley
Heanor
DE75 7HN

New Age PDL
PO Box 30
Leigh-on-Sea
SS9 4AD
Tel: 0702 526435

**Gremlin have placed
all their Lotus games
into one box for your
delectation.**

**Jonathan Maddock
adjusts his fluffy dice
and jumps into the
driver's seat**

LOTUS TRILOGY



Lotus Esprit Turbo Challenge

Lotus Esprit Turbo Challenge was and still is one of my favourite ever games. As far as racers go, you couldn't ask for much more in terms of addiction and gameplay. This arcade-style racing game featured some of the fastest and smoothest graphics ever seen on the ST.

Ever other racer was judged simply by comparison to Gremlin's superb race-'em-up. The ultimate aim of the game was to qualify for the Lotus licence, which was only issued to those who had completed all 32 tracks and finished top of the racers' table at the end of the competition.

Lotus Esprit Turbo Challenge's outstanding feature was undoubtedly the two-player option. Once selected the screen was split in half (although even in one-player mode you only got half a screen with a rather pointless picture occupying the lower half of the display), one player taking the top of the screen, the other taking the bottom.

Once you'd found a friend to play against, your competitive spirit leapt out of your body like a demon from hell and you'd find an instant boy racer.

On each level, the player needed to finish in the top ten drivers in order to qualify for the next race. On the two-player game, if either driver finishes in the top ten, then both racers are carried forward to the next race.

The player's next starting position is determined by his finishing position on the previous race, which will be inverted. For example,

if you finish in first place, you start the next in 20th.

The first Lotus game set a trend by being extremely user-friendly and this trend was followed by the next two releases. There were plenty of options you could change so that they suited your own personal preference.

For instance, you could select between computerised or manual gears. The normal manual gears are much harder to get to grips with, but the acceleration and top speed of the computerised gears are less impressive.

When Lotus was first released there wasn't another racer that came even close to beating it. Nowadays there are a few that have got very close, but for sheer hot racing action Lotus Esprit Turbo Challenge can't be beaten!



Fun and frenetic racing fun in two-player mode. Don't forget that it's also a race against time!

Lotus Turbo Challenge 2

Now how do you take a highly acclaimed racing game that had perfect playability and addiction and make it better?

Well, it can be done and it was. Apparently Gremlin received bundles of mail from avid gamers saying that Lotus was "brilliant", but they also pointed out some features that they could've included into the game.

Gremlin, a caring kind of software house, took these ideas into consideration and incorporated them into the sequel. The new features included a full-screen single-player

mode, a machine-to-machine link allowing four players to take part in a competition, more cars and oncoming traffic and weather conditions like fog and rain have all been incorporated.

The gameplay for the sequel has been changed. Instead of racing against other competitors, you find yourself racing against time. The game is played over a number of stages, eight in total, each one made up of a number of checkpoints which will vary between six and ten depending on the stage.

You must reach the next designated check-

point within the allotted time in order to continue racing. The final objective is to reach the final checkpoint on any stage ahead of your opponents (if you've found a friend to play against) within the given time.

Each stage takes place in a different part of America, and each has a password which allows you to start on that stage in future races. Each stage has its own hazards and dangers which will also determine whether you drive a Lotus Esprit or a Lotus Elan.

The Esprit is a bigger vehicle with a great top speed, but it doesn't handle as well as the less speedy Elan. The eight stages take you through forest, night, fog, snow, desert, city, marsh. Finally you'll face the storm stage



The sleek Elan is not as fast as the Esprit or the M200, but it handles the twists and turns of the tracks like a dream



The Esprit is thick and, er, chunky. Fast on the straights, but it doesn't handle the corners as well as the other vehicles



This green demon machine will never be put into production. It takes the corners quite well and is very fast. An all-round good vehicle

which is packed full of wild rain, thunder and lightning.

As an actual product Lotus 2 isn't vastly different from the original, but as Lotus Turbo Challenge was so good, this perhaps isn't such a bad thing. The graphics are as good as the original, and the introduction of the new Lotus Elan was a nice touch.

I prefer Lotus Esprit Turbo Challenge to this sequel, simply because you had to race against opponents rather than the clock. Despite this little grievance, Lotus 2 is a damn fine racer which will more than satisfy most gamers.



Go! Slam your foot to the floor in the game that revolutionised car racing games on the ST



The Esprit's fast, bit handling is tricky

Lotus 3 The Ultimate Challenge

The third and final Lotus game in the series hit your monitor screens in the latter part of 1992. Just when you thought you'd seen the last of those Gremlin car games, Lotus 3 popped up from nowhere, and who did we have to thank for this?

Well, it was you, the gamesbuyer. It was you who once more wrote to Gremlin begging, nay, demanding a third Lotus extravaganza. The Sheffield-based software house combined all the best elements from the first two games and then introduced a wealth of new options.

As well as all the options from the first two Lotus games, Gremlin managed to cram in five new themed levels, each with its own unique graphic style, plus new features that affected the handling of the car, such as gusts of wind.

The games developers also added a third car, the M200. This car never did and never will go into production, so in effect this is the only time you'll ever get to have a go in one. On top of all those features there's a whole host of new music and sound effects and improved graphics to boot.

The most innovative feature is undoubtedly the RECS system which gives you access to a practically infinite number of tracks. Other racers which had a track editor built in didn't quite work as games because it took

so long to design just one track. However with Lotus 3, each track you design will take as little as a minute and you don't even have to save them to disk. How? Every time you design a track you are given a code, which you can write down and then simply just type it in next time you load up Lotus 3. You can even phone up your chums, tell them the code and they can test out your track.

Lotus 3 is, as the title suggests, the ultimate Lotus racer, and this probably because it's a hybrid of the first two games. If you had to choose one out of the three then


this would probably be the one you'd go for. If you've got a ST and haven't got Lotus 3, then I can only tell you to buy it now, because you won't find a better racer.

Conclusion

As a standalone package, the Lotus Trilogy is highly recommended, but only if you don't own a copy of Lotus 3. These Lotus-less people can then get all three racers for a bargain price.

Gamers who obviously had the intelligence to buy Lotus 3 when it first came out might want to save their pennies, but if you want to collect 'em all this is the ideal and probably only opportunity you're going to get.

All in all, Gremlin's three race-'em-ups make for a damn fine racing package.



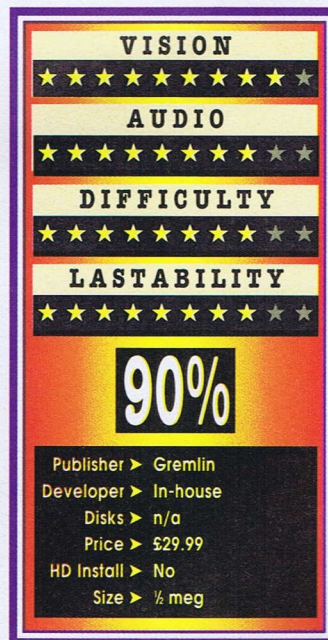
More two-player action and it looks as though the bottom half player is having trouble finding the accelerator



Ah, the open road, blue skies, warm weather and a good thumping tune blasting out of the stereo. I think I'm in heaven!



Excitement is just around the corner as both cars head towards the checkpoint. Cool!



WORK IN PROGRESS

TEAM SELECTION									
P	PLAYER NAME	HN	TK	PS	SH	CR	FT	INFO FOR PLAYER	
G	PRICE	34	18	8	13	81	92	PRICE £175 P.H. 31	
D	HILLIAMS	15	23	10	11	13	95	1 YEAR CONTRACT	
D	JONES	8	30	15	16	15	92	INSURE £0 £0	
D	ESSEX	2	13	1	1	7	96		
D	CLAYTON	6	19	21	14	77	93		
M	GRANT	6	8	11	21	8	95		
M	JONES	2	8	27	13	15	91		
A	HENMAN	10	1	13	20	82	93		
A	HARMAN	11	10	26	18	15	95		
A	HOPE	1	12	21	19	74	84		
A	BOUGHEY	1	12	21	19	74	84		
G	MOOD	1	21	8	1	3	99		
S	PRIEST	16	1	1	1	3	99		
S	HETTOUI	16	15	16	17	15	99		
R	BRADSHAW	16	33	19	13	18	73		
R	BURKES	5	14	24	13	14	94		
R	REED	8	13	24	30	1	94		
R	HENNING	4	9	8	16	8	94		

Here's where some anxious team talks will take place



The all-important confidence level is helped by support from the fans and board

Premier Manager scored highly, and the crowd loved it. After a while away resting, the sequel, Premier Manager 2 is nearly ready for release, Simon Clays investigates

CONFERENCE LEAGUE TABLE									
CLUB	P	W	D	L	F	A	P	P	P
1. SCOTTISH WID	42	22	14	6	79	45	70		
2. SCOTTISH WID	42	20	8	12	77	58	74		
3. SCOTTISH WID	42	19	18	15	73	49	79		
4. SCOTTISH WID	42	15	17	10	62	52	74		
5. SCOTTISH WID	42	15	17	10	62	52	74		
6. SCOTTISH WID	42	15	17	10	62	52	74		
7. SCOTTISH WID	42	15	17	10	62	52	74		
8. SCOTTISH WID	42	15	17	10	62	52	74		
9. SCOTTISH WID	42	15	17	10	62	52	74		
10. SCOTTISH WID	42	15	17	10	62	52	74		
11. SCOTTISH WID	42	15	17	10	62	52	74		
12. SCOTTISH WID	42	15	17	10	62	52	74		
13. SCOTTISH WID	42	15	17	10	62	52	74		
14. SCOTTISH WID	42	15	17	10	62	52	74		
15. SCOTTISH WID	42	15	17	10	62	52	74		
16. SCOTTISH WID	42	15	17	10	62	52	74		
17. SCOTTISH WID	42	15	17	10	62	52	74		
18. SCOTTISH WID	42	15	17	10	62	52	74		
19. SCOTTISH WID	42	15	17	10	62	52	74		
20. SCOTTISH WID	42	15	17	10	62	52	74		
21. SCOTTISH WID	42	15	17	10	62	52	74		
22. SCOTTISH WID	42	15	17	10	62	52	74		

The league table is where the true effect of your decisions will show

PREMIER MAN

When Premier Manager walked out on to the metaphorical pitch of the software world, it was greeted by the crowd with a tremulous Mexican wave.

Premier Manager was a well-paced management simulation that paid attention to both detail and realism. Not only did it contain two of the most important components necessary for a successful title, but it had a further edge to it. It was easy to pick up, whether you were a Sunday League manager or Terry Venables - maybe that should be the other way round?

A year on, and Gremlin Graphics of Sheffield are well into the production of the sequel, Premier Manager 2. But why the need? While Gremlin were satisfied with their original efforts, it was felt that certain aspects of the game could be expanded on.

As new management material, you'll have

a million and one tasks to attend to, the first of which will be to attach yourself to a managerless club.

Starting in the Vauxhall Conference League, your overall task is to reach the Premier League, and then ultimately conquer Europe by winning the European Cup.

However, this is easier said than done. You'll have exactly the same resources as any

other manager from the Vauxhall Conference, with the same depth of squad and the same cash to play with.

The first thing you'll be able to do is play a few pre-season friendlies. This'll give you an idea of the ability of your team, and also put into context how far ahead the Premier clubs actually are.

Once you've established your team's stan-

dard (normally worse than a pub team) you'll want to start the unenviable task of running the club.

In Premier Manager 2 you'll be able to deal with every job a manager should. Almost all of your decisions will be made using your mouse from a main options screen.

For instance, there'll be plenty of work to do with sponsorship deals and placing those ads around the ground. Then you'll have to look at those ground improvements. You'll be able to build that supporters club or improve that stand in an effort to boost attendance.

None of this can be achieved without finance, and as with most things in life it doesn't come easy. As manager you'll have to arrange loans, interest rates and be able to utilise the cash effectively.

One of the things you'll probably want to

MANAGER'S HISTORY OF LAST 4 YEARS									
PREVIOUS CLUBS FROM TO MANAGER SPORT									
LEAGUE TITLES	HOW MCH	YRS	CUP TITLES	HOW MCH	YRS	LEAGUE TITLES	HOW MCH	YRS	CUP TITLES
Premier League	0	0	0	0	0	League Cup	0	0	0
Division One	0	0	0	0	0	Champions Cup	0	0	0
Division Two	0	0	0	0	0	Cup Winners Cup	0	0	0
Division Three	0	0	0	0	0	UEFA Cup	0	0	0
Conference	0	0	0	0	0	Charity Shield	0	0	0
High Five	0	0	0	0	0				
Premier League	0	0	0	0	0				
Division One	0	0	0	0	0				
Division Two	0	0	0	0	0				
Division Three	0	0	0	0	0				
Conference	42	17	3	15	33	35			
League Cup	0	0	0	0	0				
Champions Cup	0	0	0	0	0				
Cup Winners Cup	0	0	0	0	0				
UEFA Cup	0	0	0	0	0				
Charity Shield	0	0	0	0	0				
TOTALS	42	17	3	15	33	35			

After the event, a reflective glance at your form



One of the many tasks will be to gain sponsors

CLUB TICKET PRICES		
LEAGUE MATCH: SEATING	£6	00
LEAGUE MATCH: TERRACES	£5	00
CUP MATCH: SEATING	£7	00
CUP MATCH: TERRACES	£6	00
SEATING	TERRACES	TOTAL
MAX 425	MAX 5074	MAX 9500
AVG 223	AVG 1132	AVG 1357

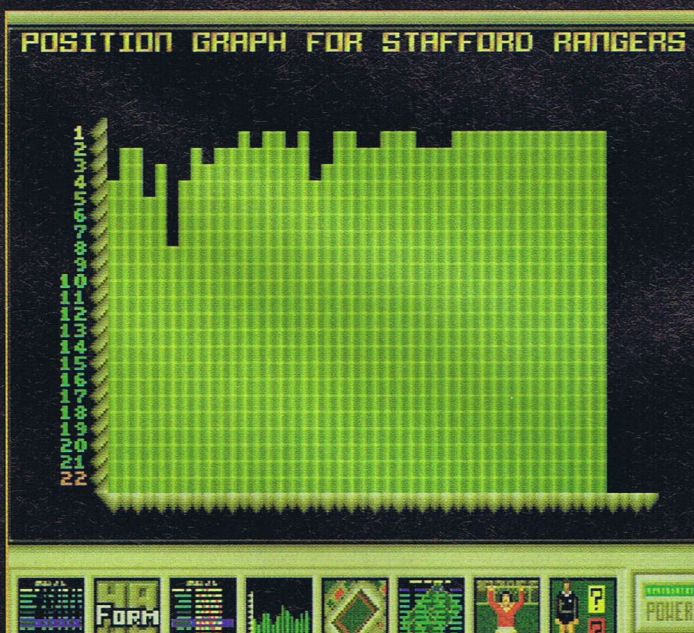
Another aspect of management will be the successful running of finances, giving that extra cash injection for



The central icon board where every real decision is made

AGER 2

The bar graph will track your progress



invest in is staff. Using the telephone icon, you'll be able to ring up the job centre and find team coaches, a physio, a youth team coach and a talent scout.

Once they're on your staff you'll be able to utilise them in training your players in their weaker attributes (which is quite a few at GM Conference standard), have the physio standing by to attend to any injuries, and send the talent scout out looking for specific types of players you're looking for.

The other way of finding new talent is to examine the transfer market. It'll take a lot of

skill and managerial manipulation to prize a talented young player from a club with more potential.

Once match day approaches you'll want to make those final assessments to your squad and the players within it. Each player will come with a set of attributes that decide his overall quality. These will range from the player's ability to tackle (out of a 100) down

Keeping an eye on the fax machine will keep you up to date with the latest news

STAFFORD RANGERS 211		WILKINSON 010	
AFTER FULL TIME			
1717 AT HARSTON ROAD			
WEATHER: WINDY & SUNNY		REFEREE: O. COOME	
TOTALS		HOME	AWAY
POSSESSION TIME		41:37	48:23
YELLOW CARDS		1	0
RED CARDS		0	0
PLAYERS INJURED		0	1
SHOTS ATTEMPTED		11	9
SHOTS SAVED		4	8
SHOTS MISSED		5	1
ATTEMPTED TACKLES		99	66
TACKLES WON		32	18
TACKLES LOST		67	48
ATTEMPTED PASSES		132	147
GOOD PASSES		32	59
PASSES INTERCEPTED		39	41
BAD PASSES		61	47

MON WEEK 39 OF 1994

MATCH

NEWS

FIXTURES

RESULTS

The telephone is where deals are struck

CLUB SECRETARY	753423
JOB CENTRE	815655
INSURANCE	818109
COACHES	
A. Kivonya	815400
J. Channing	815202
S. Andrews	815103
H. Freeman	815004
PHYSIOTHERAPIST	
M. Vank	816432
SCOUT	
P. Elkins	816751
YOUTH TEAM COACH	

to his ability to control a ball and pass it.

Once these player skills are thrown together they will give the overall ability of the team. The levels within the structure of

Premier Manager 2 will vary from The Ultimate - say Brazil circa 1970 - through to fair, through to the Cock and Bull second 11.

Before you enter the arena, home or away, you'll want to select one of the 16 different formations that will be included in the game.

You will also want to adjust the final 11 that run up the tunnel. By simply clicking with the mouse you'll be able to swap your substitutes, strengthen different zones of your team and drop anyone

who's performing like a donkey.

To assess tactics you'll be able to examine the opposition and establish the type of game they'll play, whether they'll get physical and what formation and passing techniques they'll attempt.

Once the game starts, everything apart from tactical changes and substitutions will be out of your hands. The game will be

played out as a combination of commentary and animations that will emanate from a large digital scoreboard (like those used by large clubs to display the score).

After the game, whatever the outcome of the match you'll be able to examine a whole range of different statistics and breakdowns. Whether you want to look at your dismal league performance or at your players individually to determine who were the mules, you'll be able to.

You'll also have the chance to take a look at the league's form teams, the highest scorers and even have a reflective peek at your own, probably dismal form.

Although Premier Manager 2 gives you the opportunity to proceed up through the leagues until you become Premier champions, the chance of doing so without pulling all your hair out and resigning several times is pretty slim.


Using the telephone again, you'll be able to talk directly with the club secretary and find out at what level the board's confidence is running at.

It's worth remembering that if things are going particularly badly, you can start applying for another job. Conversely, it's also worth baring in mind that you yourself may get your marching orders for poor performance.

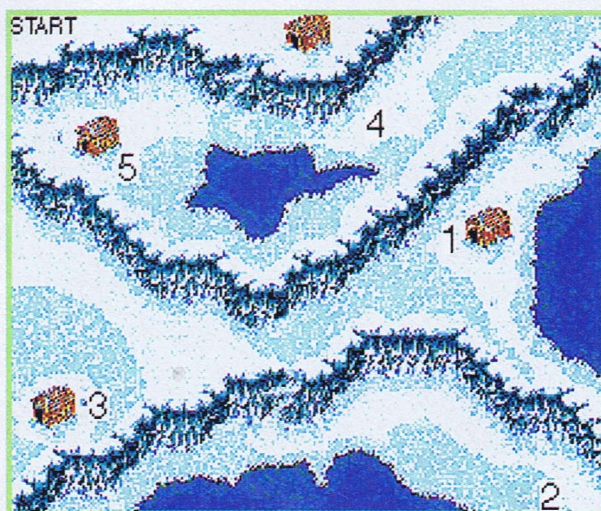
Premier Manager 2 should emerge towards the beginning of Summer if conversion from the Amiga version continues at the current pace.

Until then you'll all have to start working out some tactical formations and wait for what looks to be a thoroughly engrossing management simulation.

Struggling to get to grips with armed conflict? Having trouble keeping your shots straight? Well, join the Action team for an in-depth guide around the trenches and battlefields of...



CANNON FODDER



MISSION 3

We'll start with Mission 3 as this is where the game begins to take shape – you'll need to learn how to master the early levels to understand the complexity of the future missions that lie ahead.

Your team of chosen soldiers begin only with their Tommy guns and so must search the areas for extra heavy-duty firepower to destroy the enemy buildings with.

First click on all of the commandos' names to make them bunch together a bit more. By keeping the group tightly packed you'll increase the firepower of your team. Also by using this tactic you'll reduce the chance of trailing soldiers when the grenades are being hurled from the enemy.

As soon as you're ready, make your way to checkpoint number one on the map. Once there, collect the grenades next to the hut then retreat and throw a grenade at the building to destroy it. Be sure to aim for the door as this is the only way to be sure of complete destruction.

Now head for checkpoint number two. From here you should separate one man from the team to go it alone. To do this click on one of the men's names and then click on the banner at the top of the name list. Through this separation you'll increase overall chance of success as one man can travel faster and easier than a whole squad.

Then it's just a case of directing this lone warrior to destinations three to five while collecting the extra case of grenades from location three.

At location four you should be able to hurl a grenade at the building above, which will save the slow and dangerous journey up the slippery slope.

The main key to success is to keep your man moving to avoid the enemy taking lucky shots at you. If you do encounter large groups of the enemy at any point, keep your distance and let them come to you as their weaponry has slightly less range than yours.





MISSION 4, PHASE 1

Moving back into the jungle, your mission is to destroy all enemy buildings – only. You may of course kill the enemy on sight but for ease, conflict is to be kept to a minimum.

Assemble your squad as in the previous mission by bunching them together and then take them to location one, marked on the intelligence map that is provided.

Once your squad has reached its first destination, wait until the two enemy soldiers on the other side of the river spot your team. As they carelessly wade into the river, use your machine guns to eliminate them.

With the two guards now disposed of you can begin your assault on the hut at checkpoint number two. Move the team in quietly and grab the case of grenades that lie beside the hut, then retreat and lob thy newly-acquired grenades at the shed.

Be sure to retreat a fair distance as the roof has a nasty habit of chasing your men. With the first target destroyed you're ready to move on to point number three. The journey down will be dogged with soldiers hiding in the trees; be sure to move with caution as they appear from nowhere.

After destroying building number three, swim over to hut number four. There'll be some more grenades to acquire so be sparing with your guns.

Then it's another case of moving with stealth to the last hut at location number five. There'll be by soldiers hiding in the surrounding forest, so keep your eyes peeled.



MISSION 4, PHASE 2

This is quite an easy mission once you've sorted out what you've got to do. It's also possible to complete the tasks with just one soldier. So from the start point disband one of your team members, then send him down to location one.

There'll be a few hidden surprises to encounter here so stay at the brow of the hill and keep yourself alert as the soldiers rush in to attack. If things get a little too heated for your liking, withdraw the way you came, while firing.

With this sector secured you can move into area number two. In this opening you'll see a foxhole from which scores of enemy soldiers will rush out to attack.

To deal with this problem, keep your gunsights trained at the hole itself. This will slow down the enemy until they decide not send any more men out for a while.

You can now move out to the village at area three. In this small community of natives there'll be more enemy presence, and more importantly extra grenade ammunition.

Once you're satisfied that all buildings have been neutralised and you have your fresh supply of ammo, you can leave for location four.

There will be a few patrols roaming around this area so move in slowly with controlled bursts of fire. With the enemy eliminated you can cross the river to collect the case of grenades if you need to.

Further down the map is the last building. As you approach, two guards will attack from the bridge. Try to use your grenades from maximum distance as the hut will also be providing the guards with extra support. This is because it unleashes its content of enemy soldiers.

With all the buildings destroyed it's a case of searching the map for any surviving soldiers. You'll more than likely find them hanging around location two where the foxhole is.

MISSION 4, PHASE 3

Four easy steps to undertake in this phase. First, send one man out again for maximum efficiency and speed. Order the soldier to move to the first location. In this small clearing there'll be a few soldiers, a case of grenades and a booby trap near the quicksand.

With the soldiers killed and the grenades recovered you can tackle the mine at the swamp. To disarm it safely shoot at it from a distance. You'll know if you have been successful in this operation because there will be a large explosion.


Moving onward to area two you'll encounter more enemy patrols. There are not many soldiers to kill but they're quite quick and precise with their weapons, so take things easy.

As you journey further down the map try to keep central, as this way you'll see any enemies from a fair distance, thus giving you an advantage.

When destination three has been reached you'll see another small group of soldiers waiting in the river. It is most important that they are disposed of before the final assault at location four.

Attacking this building is harder than it first appears. Several squads of enemy soldiers have been spread around it which provides the hut with plenty of cover. Combat this problem by killing the north-western group first.

Then leg it down to the southern section, kill the guards and throw a grenade at the hut to stop any more soldiers rushing out. With the two major groups of guards and the hut secured you can use the trees to help you polish off the rest of the platoon. Just keep behind the trees and let the enemy walk into your line of fire.



CANNON FODDER

cheat mode



MISSION 5, PHASE 2

Staying in the freezing weather, your commanding officers have seen fit to destroy a couple of installations using you and your men.

Your starting position is at the top of a cliff. Below can be seen two huts; one of them is active with a legion of enemy troops.

To the west at point number one is another hut with a bazooka guard keeping lookout. Take one man to point one and destroy the building and any enemy encountered.

Then, descending cliff face and move your unit to point two to annihilate the active structure. You shouldn't encounter many enemies here so there shouldn't be any problem. To the south at area three are another couple of buildings; both are fully operational and so must be destroyed.

However, don't make haste with this job until you have successfully retrieved all of the rocket ammo next to the southernmost hut.

With the first two operations completed, you should head for the bazooka guard at point four – and as long as you are travelling at full speed you shouldn't have any difficulty disposing of this lone soldier. The same applies for point five – another bazooka guard threatens your mission but he's not alone.

Surrounding the small island are several enemy commandos, and they too must be eliminated, but not before the bazooka guard, as he can wipe you out from a distance.

With this eastern side of the map nicely secured and free of enemy presence you may concentrate on the western side. Begin with point six, next to the fox-hole is another rocket launching soldier – it's best to approach from the south as he won't see you there.

Then as you get out of the freezing waters, let him have it with a rocket before moving in with the machine gun to mop up any survivors.

Further to the west at location seven is an over-populated barracks guarded by – wait for it – a bazooka operator! Always try to neutralise the rocket soldier first before attacking the barracks itself.

Moving swiftly to point eight you face more adversaries in the form of three bazooka patrol men. Use your remaining rocket to kill the one on the ground and the ones situated at the top of the cliff.

If the phase doesn't end after killing the last man, search the mid areas of the map for soldiers. Sometimes the foxhole lets a few more soldiers out to give you some grief.

That's all the killing we can stomach for this month, but, join us next month for another instalment of gratuitous violence.

MISSION 5, PHASE 1

Headquarters have sent the troops back into the frozen wastelands. This time it's going to be more difficult than ever. The enemy are tightening up their security by deploying soldiers with long range bazookas.

To increase the chance of surviving the mission, be sure to deploy only one man. There's no way that you could take the whole group and expect them to survive with the dangers that lie ahead. As you begin you'll be straight into conflict with an enemy patrolman.

Use the whole group to kill him then sort out who's going to do this phase alone. Once you have made your selection move him down towards hut number one on the map. Destroy the building and kill all enemy on sight before retreating back across the river.

Now that you're back on the other side of the river you can approach the next two huts at location two. Be sure to grab all of the spare ammo around the huts before going bonkers with your weaponry. With these structures destroyed you can once again retreat and cross the river.

The next target is at location three. There are some grenades here but they shouldn't be needed, so you can use your machine gun to make them explode.

In doing this the explosion will cause the hut to explode leaving only one building in this sector. Be sure to keep your distance from the snowman; he tends to get excited and blows up, killing all that happens to be nearby.

Beyond the trees are three guards, all of whom are equipped with bazookas. You can use the bazookas you have to kill them, but you may as well get used to killing them with your machine gun at his stage, because in the later levels you'll notice that there won't be enough ammo to waste on these geeks.

Just keep running towards a bazooka guard and fire when you think you're close enough. If done correctly there's no way the enemy can hit you with a 120mm shell.



Question: What do A.W.F., MERLIN & WARPZONE, all have in common?

Answer: They are all official stockists of:

The **ST** HANDBOOK

Finally a magazine specially for the
Public Domain & Shareware!

A **NEW**, compact magazine featuring: News,
Reviews, Competitions, Company Profiles,
PD Charts, The ST Ranger.

All this Plus a

Cover Disk

Crammed full of PD & Shareware
for **ONLY** £2.50 including P+P
Available from the above official stockists,
or direct from:

Wright & Hayes Graphics,
1 Fordhouse Lane, Stirchley, Birmingham B30 2NH.
(Please make cheques payable to Wright & Hayes Graphics)

Not available in the shops!

Don't risk missing your

ATARI ST USER

**Hand this order form to your local
friendly newsagent TODAY and
he'll make sure you never miss out!**

ATARI ST USER

Please reserve a copy of Atari ST
User magazine every month until
further notice.

- ☐ I will collect
☐ I would like it delivered to my home

Name

Address

Postcode

And a message from us to your newsagent:
Atari ST User should be available from your local
wholesaler. If not, contact the Circulation
Department at Europress on 0625 878888.

*There's a Motion
in the Ocean...*

ROCK 'N' ROLL



...just £14.99
Including UK P&P

One or Two
player modes

Requires: At least 1MB, Atari ST/STE or Falcon030 series,
double sided disk drive, 1 or 2 joysticks & colour display

POWER PAD

Atari Enhanced Controllers for use
with STE and Falcon030 optional

COMPATIBLE

Payment by Cheque, PO (allowing 28 days for delivery),
or phone our Credit Card Hotline
(071 263 8584)

*Help Caspar Clam and Band shake, rattle
and roll their way from the Bottom of the
Ocean to the Top of the Charts!
Get out of your shell and hang on to your
pearls as you send the Record Business
into a spin, picking up your instruments
along the way to claim your fame.*

CASPIAN SOFTWARE

Caspian Software Ltd (Product Services)
1 Florence Road, London N4 4BU.

Rock 'n' Roll Clams © Caspian Software Ltd 1994
Atari ST/E, Falcon030 and Power Pad are trademarks of Atari Corporation.

VIDI ST (12)

This offers a breakthrough in Multimedia Video. Jammed full of features that are suitable for almost any imaging application. Offering Animation, Image Processing, Image Capture and file support for no less than 3 computer platforms. Image capture is so simple, both colour and mono images are captured in less than 1 second. Images can be displayed in almost any resolution and colour mode up to 740x480 in true colour.

Main features include:-

- Both colour and mono image capture
- No separate RGB splitter or filters required
- Fully functional Animation Workstation
- Mix images to almost any resolution
- All Atari colour modes are supported
- Many Image Processing effects


ONLY
£129.00



Product	Price	Order No.
Vidi ST (12)	£129 (RRP £149)	9488

ULTIMATE VIRUS KILLER

Ultimate Virus Killer is the ultimate tool to protect your Atari ST, STE, MEGA & TT computers from virus infection. With this package you can detect, destroy and protect yourself from over 50 types of virus. Leaving your valuable software investment safe.



ONLY
£12.95

Product	Price	Order No.
Ultimate Virus Killer	£12.95	9130

TRUEPAINT

TruePaint is the first art package to take advantage of the true colour capabilities of the Falcon030 computer. Some of the highlights of the products are:

- Works on all ST's and Falcons in all screen resolutions including 768x480 True Colour
- Easy to use Multi-Window environment with menus, toolbox and keyboard shortcuts
- Full range of drawing tools
- A large variety of effects including shear, wrinkle, smooth, rainbow etc
- Flexible zoom, full screen mode with edit, colour picker, bezier curves...
- Animation, Font/Speedo GDOS support, wide variety of file formats including IFF, TIFF, GIF, JPEG, Targa, IMG, Neochrome and more
- Extensive and informative 170 page manual



ONLY
£37.95

Product	Price	Order No.
TruePaint	£37.95	9250

ATARI ST USER READER OFFERS

Order Hotline: 051-357 1275

Fax: 051-357 2813 General Enquiries: 051-357 2961

Order at any time of the day or night. Don't forget to give your name, address and credit card number

VIDEOMASTER

The Ultimate Multi Media System for your computer. Videomaster is a revolutionary breakthrough in home computer technology combining the complexity of a Video Digitiser with a Sound Sampler in a single easy to use low cost unit, to bring you the ultimate home multi media video/audio editing package.

Videomaster will allow you to record monochrome, quarter screen pictures at speeds of up to 25/30 frames per second (Europe/USA) providing ultra smooth playback at high speeds. These pictures can be recorded from the output of a video recorder or directly from a video camera or a camcorder and replayed on your computer screen.

Videomaster can produce great 'grey' scale pictures from any video source with a pause or still frame facility. The colour filters provided in this package will enable the users of video cameras or camcorders to produce high quality still pictures in glorious colour.

Videomaster features a sound sampler as part of the hardware, though the software can be used with external sound samplers. This is supported by a full feature sound

recording and editing program within the videomaster software. The Videomaster system also features a video sequencer.

The complete package contains the Videomaster video digitising and sound sampling hardware unit, TRI-Colour filters for colour camera use, comprehensive user guide and full system software.

Videomaster will work on any standard Atari ST with at least a single 1Mb floppy disk drive and a colour monitor. At least 1Mb RAM is recommended. RRP £69.95, save £15 with this offer.




Product	Price	Order No.
Videomaster	£54.95	9107

Ed HAK

The ST & TT Desk Accessory and Program that is there when you need to Edit Text, Data, Binary Files, Disk Sectors and Ram. It has the following features:

- File size not limited by Ram
- Easy control by keyboard or mouse
- Great for many word processing needs
- Great for use as a Diary
- Great for use within other applications
- Great for Hacking



ONLY
£14.95


Product	Price	Order No.
Ed HAK	£14.95	9131

They get stranger by the day, don't they? Company names, that is. Hmm... Software may have an odd 'un but the company have a very down to earth product. Chapman's Handy Chord Reckoner is a simple piece of software which will name and play chords.

It will analyse any reasonably harmonious combination of between two and five notes. You enter notes by clicking on an on-screen keyboard or by playing them in from an attached Midi keyboard. To get the program to name the chord you click the right mouse button or press Enter.

There are ten memory boxes for storing chords for recall later on, and there are ten memory banks. The program plays the chords via Midi when they are recalled. You can save a bank to disk but this overwrites any previously-saved chords.

It is possible to customise the way the chords names are displayed – to use American notation, for example. Several parameters can only be accessed from the key-



Chapman's Handy Chord Reckoner shows and plays most armonious combinations of notes

board. Given the rather minimal nature of the program, I wouldn't have thought total mouse control was too difficult to implement. The only menu is the one which says Quit. But the program is very easy to use.

A desk accessory version is also supplied but the documentation warns that some programs will seize any incoming Midi data for themselves so you may have to

input notes with the mouse.

Who would use it? Well, if your chord theory is a little shaky, it could help you there and you could use the chord banks to try out chord sequences when writing songs. Other than that, well, Hmm...

● Chapman's Handy Chord Reckoner costs £14.95 from Hmm... Software, 19 Kenley Road, St. Margarets, Twickenham TW1 1JT. Tel: 081-892 1970.

Painful music

On my trawl through the shareware libraries and bulletin boards, I find lots of music files in several file formats.

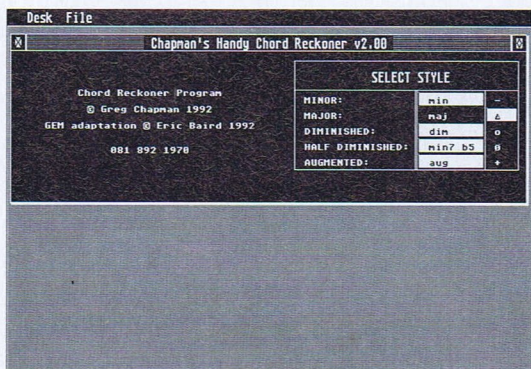
The trouble is, you usually can't play them unless you have the

program they were written for. As many files are produced on other types of computer, this ain't easy.

And then I discovered MMM – Midi Music Maker. Actually, I sort of rediscovered it because it has been around for a while. It stirred my interest again when I found some interesting but otherwise unplayable music files tucked away on a BBS.

To be honest, the program is a bit of a pain. When it loads it insists on playing Mozart's Rondo. Alla Turca and the interface is a bit clunky. It made my ST hang a few times, too, but it does the job which is to read and play 13 different music file types. For the insatiably curious, these are:

Music Studio/Studio 88 (ST)
Music Construction Set (ST)



You can select English or American chord abbreviations

Three of the best to solve your common problems

Two more disks of Midi files landed on my desk from Station Records. Classic Ivories contains seven Chopin piano pieces in Midi file formats 0 and 1.

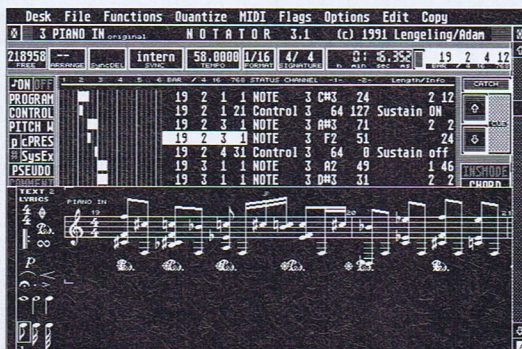
Since there's only seven, we might as well list them – the Raindrop Prelude plus Preludes in A major, C minor, E minor and B minor; the Polonaise in A and the Waltz in D flat popularly known as the Minute Waltz (it actually takes a minute and a half to play!).

The pieces were recorded live and then quantised slightly so the results would look good in a score editor – which they do. The only slight disappointment is that the right and left hands are merged onto

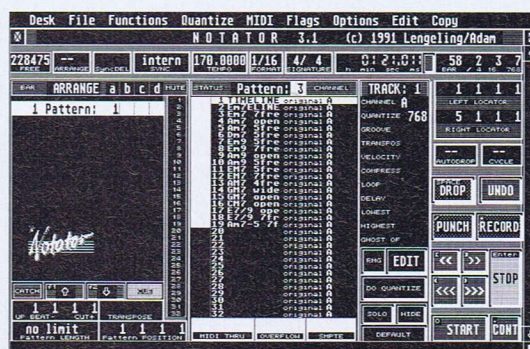
one track so you can't print them out as a proper piano score, not without manually dividing the tracks, and budding pianists can't practise one hand at a time.

Station Records are the company responsible for the Midi Busker disks – collections of guitar riffs recorded with a Midi guitar which you can cut, copy, paste and transpose into your songs when you need an authentic guitar part and John Williams is busy with another album.

There are ten styles including Bossa Nova, Samba, Farruca, Guajira, Gypsy Rumba and Milonga. No, I'm not familiar with all these, either, but I do like a bit of Latin (so do I! – Ed) and these riffs are terrific. The pat-



Chopin's Rainbow Prelude which you'll find on the Classic Ivories disk



Latin Busker contains lots of hot and sultry chords played on a Midi guitar by a hot and sultry guitarist so you can drop them into your songs and pretend you've had guitar lessons

lost chord

EZ-Track (single track) (ST)
SID Player Music (Commodore 64/128)
Master Composer (Commodore 64/128)
Advanced Music System I and II (8-bit Atari)
Antic Music System (8-bit Atari)
MIDI Music System (8-bit Atari)
Orchestra 85/90 (Colour Computer)
Lyra I and 2 (Colour Computer)
Adlib (PC)
Cakewalk (PC)
Standard Midi Files, formats 0 and 1 (all computers)

Well, perhaps there's aren't too many Commodore 64 or 8-bit Atari files languishing on your favourite BBS, but you never know what your great uncle might leave you in his will.

Anyway, MMM will load the song files, let you alter the presets,

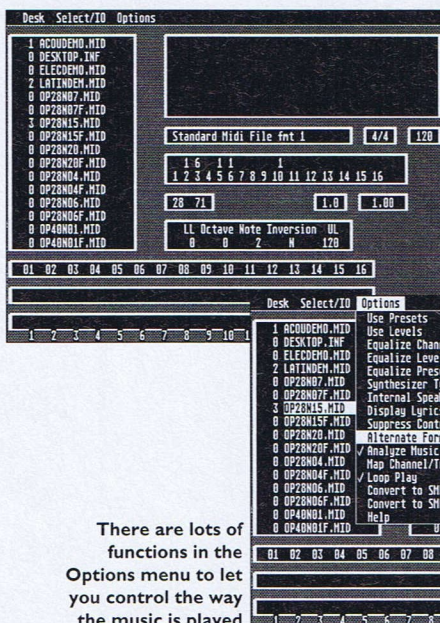
analyse the music, compress the velocity, and do all manner of things you probably never imagined you'd want to do to a Midi file.

You can also play files through the ST's speakers. Or try to. Some files work better than others – the less parts the better and forget drums – but it did a fair job with some instrumental files I tried.

PLAY AND EDIT

Most interesting, however, is its ability to convert these file types into Standard Midi files format 0 or 1 so you can play them and edit them in a more standard sequencer.

The program runs in colour and there is an unbelievably helpful on-disk manual – which



Midi Music Maker all ready to play Station Records' Classic Ivories disk. Now there's a coincidence

There are lots of functions in the Options menu to let you control the way the music is played

you'll need to read to discover all the program's nooks and crannies. If you want to do the decent thing, the shareware registration fee is \$10. So if you like trawling the board's for music

files, here's the program to play them. I found my copy on disk MID3352 from Floppyshop, 45 Provost Graham Avenue, Hazlehead, Aberdeen AB1 8HB. Tel: 0224 312756.

Music update

● More on Fractal Music Composer which we squeezed into the news last month. The price is likely to be £79, not £89 as suggested, and to update from the first version will cost about £35 although for a limited period you might get it even cheaper.

Contact Hugh McDowell who is the man behind the program (he of cellist fame with ELO). He is now selling the software direct, not through Fractal Music who handled the first version.

We'll be looking at the new version very soon. If you can't wait, a demo disk will cost you £7 (you get £5 back if you buy the full version) which does just about everything except save. More from Hugh at 29A Mulkern Road, London N19 3HQ. Tel: 071-272 7482.

● Music bulletin boards seem to be catching on. Following the Akai and Hands On BBSs comes Proline Midi Music. After registration and revelation of your credit card credentials, you can log on and download any of the company's massive range of Midi files.

The Board also has shareware, hardware support, classified ads and several other areas. You can log on as a visitor and look around for free. Call 0602 641176 or to talk to a human try 0602 633117.

● Steinberg have released AudioSpector for the Falcon. It's a real-time spectrum analyser which combines an analytical display and a professional measuring instrument for analogue and digital audio. If you want you spectrums analysing, contact Harman Audio on 081-207 5050.

● Labyrinth have been at the video camera again and produced a new set of reels for Emagic's Notator Logic. The video, along with a setup disk containing the music data used in the video, will form part of a new Notator Logic pack.

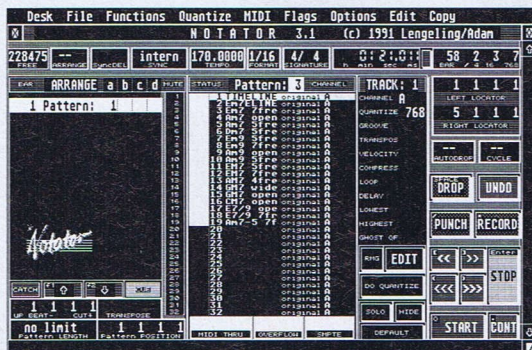
It's a getting started video hosted by Tim Walter who did the Notator video we reviewed here last year, and it runs for almost an hour and a half. Two more videos covering advanced functions are already in preparation. For more information contact Labyrinth on 0282 835800.

● Finally, this is definitely the last plug for MEMS (the Midi and Electronic Music Show) which takes place 22 to 24 April at Wembley. News just in reveals that Compo will be running demos of the Falcon's direct-to-disk recording software. For more details contact the organisers, Westminster Exhibitions, on 0222 512128.

terns contain more than 16 tracks so if you only have a 16-track sequencer you could lose a few.

The files are mapped to GM and there is an extensive Read Me file on disk (you can have a printed copy for another £1) which explains exactly what the files are and how to use them. If you want a flavour of what the tracks could do for you, listen to the demo file – it's superb!

● Classic Ivories is £9.95 and Latin Busker is £14.95. More from Station Records, Station Road, Sudbury CO10 6SS. Tel: 0787 311500.



The notes in Latin Busker look like block chords but if you examine the event list you can see they have been carefully plucked and strummed

**Don't risk
missing
your**

ATARI ST USER

**ATARI
ST USER**

Please reserve a copy of Atari ST User magazine every month until further notice.

☐ I will collect

☐ I would like it delivered to my home

Name

Address.....

Postcode.....

**Hand this order form to your
local friendly newsagent
TODAY and he'll make sure
you never miss out!**

And a message from us to your newsagent: Atari ST User should be available from your local wholesaler. If not, contact the Circulation Department at Europress on 0625 878888.



Through our pages you can reach over 100,000 ST owners - and the first five words of your advert are absolutely free!

Should you want more space, you'll find our rates offer unrivalled value-for-money - for instance, 25 words cost just £6.

Fill in the form on this page and send it to us with your payment (if applicable).

Note that all software must be boxed and with the original disks and manuals - and remember to include your telephone number!

ATARI ST USER classifieds

NAME

ADDRESS

POSTCODE

DAYTIME PHONE

Please include my advertisement in the next available issue of Atari ST User. I confirm that the advertisement is not selling illegal copies of software, or hardware that does not belong to me. I permit you to publish my address and/or telephone number only if I have included these details within my advertisement copy. I am over 18 years of age (applicants under 18 must get a parent or guardian to sign below).

SIGNED

CATEGORY: HARDWARE ☐ SOFTWARE ☐ CONTACT ☐

					FREE!
					£6
					£10

Remember to include your phone number/address in your advert, as well as on the form!

- Calligrapher 1991. £50. Tel: 0299 404197
- Problems with Cubase? Give me a call on 0850 859327.
- Contacts wanted to swap PD games and demos, no pirated stuff. Send list to B. Jones, Bryn Golan, Cynwyd, Corwen, Clwyd, LL21 0NX. 100% reply
- 1040STFM, monitor, printer. £400. 0952 588480
- 286 Supercharger £220, Tel. 0276 479157
- All ST Action mags £40, Tel 041-637 6695.
- Calligrapher £50, Superbase Personal £25, Digita Accounts £25, Harlekin 3 £35 complete, original. Phone 0299 404197
- Atari user group for ST, Jaguar, Mega ST and TT owners, write to: 22 Brook Rd, Shanklin, I.O.W. PO37 7LU.
- Steinberg Pro 24, £50. 0494 865667
- Protex v5.5. £35. 0270 216858
- 1040STE, 4Mb, Vista 14" colour monitor, mouse, joystick. £350. 0258 480270.
- Atari contacts wanted, write to: 31 Ellesmere Rd, Shrewsbury, Shropshire, SY1 2PT.
- Vortex AT-Speed 16MHz, £95. 081-337 1834
- Games, new £10 each. 081-337 1834
- Atari ST games, original. 0372 842168.
- Atari ST/FM/MEGA spares. 0892 549780
- Nevada Cobal Package. £20. 0750 20754
- Falcon 030 4Mb, 42Mb hard drive with five games (including Frontier) and PD Software. Boxed. £700. Tel: 0380 725192, after 6pm.(Devizes area)
- Upgraded ST 2Mb Philips 8833 monitor, extra 3.5in drive, Calligrapher Pro, First Word. 30+ ST mags with cover disks. Other software £550. 081 898 1365
- Atari STE 2Mb memory. Includes large number of games and utilities. £160. Gravis mousestick, analogue joystick £35. Star LC10 printer £70. All boxed with manuals. As new £250 the lot! 0494 872269.

Once upon a time, when Bobby Robson was England football manager and Margaret Thatcher prime minister, the home computer revolution started in Britain with the ZX Spectrum.

Like its less successful predecessor, the ZX81, the Spectrum was made

Archaeology can be fun – at least on computers, as Günter Minnerup discovered when the TT met the ZX Spectrum

Can you dig it?

by Clive Sinclair, everyone's favourite bespectacled boffin figure, later to be knighted. Although he was forced to sell out to Amstrad, the Spectrum was a real breakthrough: 48k RAM, 16 colours, built-in Basic interpreter and innovative mass storage devices called Microdrives which were much faster at loading and saving than ordinary tape recorders.

Hooked up to an ordinary television, the Spectrum introduced a generation of Britons to the wonders of programming, games and word processing. The Spectrum wiped the floor with the many weird and wonderful contraptions posing as the opposition at the time and was without doubt the home computer of the early 80s.

OVERTAKEN

For more serious purposes, it was eventually overtaken by Sinclair's own QL, CP/M machines such as the Amstrad CPC and PCW, and of course the Atari ST, IBM-compatibles and the Apple Mac. But as a games platform, it held its own for quite a few more years and even today you cannot but admire the programming and design skills that managed to tease out so much pleasure from, by today's standards, so little computing power. The Spectrum was based

on an 8-bit Z80 chip running at 3.5MHz with a screen resolution of 256 x 192. For me, at least, many of the games of the Spectrum era remain infinitely more playable and addictive than most of today's blockbusters.

If you don't believe me, you now have a chance to test this for yourself even if there isn't a real Spectrum gathering dust in your loft or bedroom cupboard. All you have to do is obtain a copy of ZX_SP207, a truly wonderful Spectrum emulator.

It is public domain and therefore freely available from PD libraries and bulletin boards – I got mine from CIX, although at over 500k archived length a fast modem is strongly recommended.

To fully appreciate what Christian Gandler, the emulator's Austrian author, has achieved, you need to understand that the Z80 and the chip inside your Atari, the Motorola 68000, are entirely different beasts altogether, so every single instruction needs to be translated from one machine lan-

guage into the other.

Hence the irony that even the much superior ST technology cannot emulate the ancient Spectrum without serious loss of speed – precise figures are hard to give because it depends so much on the program being executed – and it takes a TT with its 32MHz 68030

and a large hard disk to rev the emulator up to full original Spectrum performance!

The emulation itself, however, is as complete as it could be given the considerable hardware differ-

ences. Even the notorious Microdrives are emulated as hard disk or floppy files, as are ordinary tapes. Using the Interface-II emulation, serial port data can be redirected to the Atari Centronics printer port. The emulator runs in either ST Low or High modes, the latter assigning 16 levels of grey to the Spectrum colours.

For those of you with a real Spectrum and a collection of Sinclair software, it is possible to transfer this to the emulator via the serial port, although copy-protected games could pose problems. The emulator, however, comes with a sizeable selection of Spectrum classics already included.

Strictly speaking, of course, this is a bit dodgy from the copyright point of view as indeed is the inclusion of a Spectrum ROM file, but since the machine has not been sold for some time now I cannot believe Amstrad's Alan Sugar, who now owns the rights to the Spectrum, will get terribly agitated over it.

Myself, I have never used a Sinclair computer before but I'm hooked on this impressive little toy.

On the right path

As Atari ST users, we lead a fairly sheltered computing life. The friendly GEM graphical user interface shields us from most of the unpleasanties of the operating system, offering easily comprehensible pictorial and menu-driven options at each turn.

Get a PC emulator and that quiet life is rudely interrupted by the DOS command prompt staring at you, expecting you to enter obscure command abbreviations and all too often responding with even obscurer error messages.

Unaccustomed as we are to speaking to an operating system directly, we often go on unnecessary detours where DOS actually provided useful short-cuts. One example of this is navigation around a complex hierarchical filing system, especially on hard drives. DOS programs tend to create even more folders – oops, directories – than Atari software and it is easy to lose track of where you are and where you need to go next.

Once in some applications' sub-directories, you will often need to execute a DOS command located in the system files directory. This is made much easier with the PATH command which makes DOS remember where to look for any files that cannot be found in your current directory.

If, for example, you add the following line to your AUTOEXEC.BAT file:


```
PATH C:\DOS; C:\WORD; D:\SPREAD
```

then DOS will automatically search the above directories in that order, allowing you to access DOS commands, your word processor and your spreadsheet from anywhere in your system.

A similar service is performed by the APPEND command for data files. Put the following into AUTOEXEC.BAT:

```
APPEND D:\TXT; E:\PS
```

and all your text and PostScript output files will be available to all your applications by simply entering the file name as a parameter. With both commands, the semicolon between the path specifications is crucial. Enter the command alone, followed by a semicolon, and the previous path definitions will be cancelled.



The original Spectrum keyboard in its full glory – almost all the key-words and functions are fully emulated on the Atari keyboard, although this can be confusing initially without previous ZX experience. Printing this image out for reference certainly helps

The accessible Internet

Over the past few months, the staff at electronic conferencing system CIX (Compu-link Information eXchange) have been doing some sterling work in making their Internet services more accessible to their less Unix-minded users.

There are countless wonderful facilities available on the worldwide Internet, but the most commonly used, apart from electronic mail, are the Usenet conferencing system and the file transfer facilities (FTP).

Both of these have received considerable attention at CIX recently, resulting in much easier online use, and also operation via simple comms scripts for automation by Offline Reader (OLR) software.

The latter is especially useful for those who prefer not to hang around online for too long, watching the BT cash-clock tick relentlessly onward.

USER-FRIENDLY

Over a year ago, CIX introduced new Usenet message reading software to replace their old read-only Usenet gateway. The software was based on the Unix trn program, which is about as user-friendly to computing novices as being asked to hand-code all their software in machine code.

Equally, this system was decidedly hostile to any kind of automation by an offline reader, so CIX staffer and Atari ST enthusiast Dave Johnson set to work to create a much simpler command-driven system which would allow rapid filing of messages for downloading and reading offline.

The Newsget gateway now offers a simple set of commands, designed mainly for offline readers but equally applicable to online use if required.

To round up all your unread newsgroup messages and download them as one file, you just need to go into the Usenet gateway – go newsnet – and issue two commands; batch all endbatch to file the messages, and then download messages to transfer them to your ST for reading.

There are also join and resign commands to update the list of newsgroups to which you are subscribed, and a show new command which lists the number of unread messages in each of your news-

André Willey waxes on ways to gain easier access to this most useful of networks

groups. The other Internet tool which I mentioned was the file transfer system. This is a powerful and incredibly useful facility, and it's a crying shame that so many potential users are frightened away by the rumour that the interface is complex and time-consuming.

Enter another CIX staffer with a mission, Matthew Sims, who has devised a series of simple commands to allow you to search the Internet for files that you require, and then fetch and download them.

Matthew hasn't actually invented anything new – the utilities he has written act as front-ends for more complex online systems which already exist – but he has streamlined and simplified the process to a level that beginners should be able to comprehend.

After issuing the go Internet command to get into CIX's Internet gateway, the first thing you'll need to do is find where the files in which you are interested can be found.

Internet has its own interactive

facility for doing this, known as Archie, and CIX makes use of this. For example, if you wanted to find all the sites around the world which hold Atari-related files, you would issue the command archie Atari.

If you already know the filename that you want, but not where it is stored, just ask Archie to find it – archie gemview would search the network for any filenames which contain the text "gemview", for example.

Rather than displaying the results on-screen – which could take some time for extensive searches – Archie will create a text file containing the information you require.

This can be downloaded to your own computer by using the file download command, fdl archie.lis. You can then logoff from the system and examine the file at your leisure.

Once you've decided the specific file, or files, that you require, go back online and into the Internet

system again. To specify the file, you'll need to tell the batch FTP system the name of the site which contains the file, and the directory and filename that you want.

For example, to access a file info.txt, in the directory /pub/computers/atari/ at the site ftp.uu.net, you would type the command:

```
batchftp ftp.uu.net /pub/
computers/atari/info.txt
```

This is carried out by CIX as a background task, which means that once you've issued the command you can logoff – or continue with other online work, if you prefer – while CIX searches out the files from around the world for you. You can issue any number of batchftp commands, which will be processed in turn.

DOWNLOAD

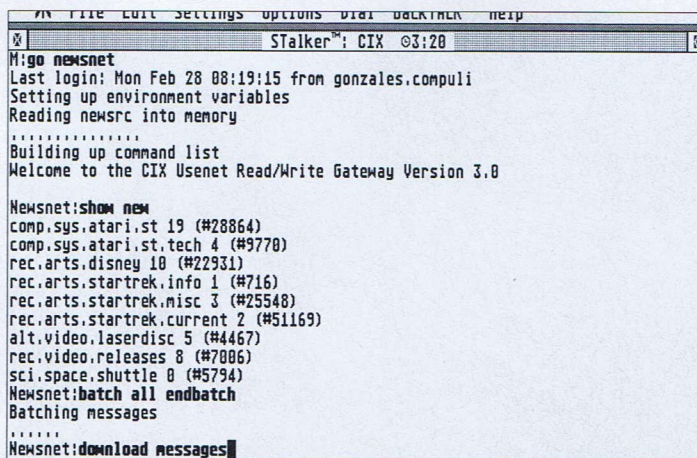
After giving the system half an hour or so to fetch the files, you can go back online to download them. You could use the fdl command as before, but it's much simpler to let the batch FTP system do everything for you with the command batchftp get.

This will download all the files that have been received, using your favourite file transfer system – Zmodem is recommended.

All of these operations are just as easily handled by an offline reader, allowing you to do most of the work before you log on to CIX, and then letting the OLR software issue all the commands quickly and efficiently.

If you are using the latest versions of the Cixread offline reader, Usenet messages can now be displayed just like ordinary CIX conferences messages, allowing you to comment or reply to them in the normal way. Cixread will handle all of the technical details, so you can just get on with enjoying the service.

● CIX contact details: 081-390 8446 (voice) or 081-390 1255 (modem)



Using CIX's Newsnet gateway to file unread newsgroup messages and download them to your ST

Get the power...

15
videos to
be won

...to become a
computer games
master in our
PowerPlay video
competition

The PowerPlay video, presented by Dominic Diamond, reveals the wealth of crucial skills and techniques which led to Danny Curley becoming the former UK and European games playing champion. Danny is now a product evaluator for a company involved in developing new games. He tests them, identifies faults and suggests improvements.

The strategic techniques outlined in PowerPlay work across all the various games formats and are applicable to players of varying abilities. Techniques covered include strategic skills, joystick control, screen positioning and weapon use. Entering this competition could enable you to drastically improve your scores, without having to resort to cheating!

To enter, all you have to do is send your answers to the questions below on a postcard to PowerPlay competition, Atari ST User, Europress Direct, PO Box 2, Ellesmere Port, South Wirral L65 3EA. The closing date is April 29.

Q1: What is Danny's job?

Q2: Name two of the techniques covered in the video

Tie-breaker (in no more than 20 words): I need help with my games playing because...

Result information may be obtained by writing to our offices. No cash alternative to other prize is available. The editor's decision is final. No correspondence will be entered into.

PLEASE STATE CLEARLY IF YOU DO NOT WISH TO RECEIVE PROMOTIONAL MATERIAL FROM OTHER COMPANIES



Flying the flag

The first thing to do when designing a masthead is to ensure that it fits your chosen grid (see accompanying panel). Look at a handful of newsletters and you'll see that most of them have mastheads of either a quarter or a fifth of the size of the page, and this is a good rule to follow – at least until you become more adventurous.

As the masthead is the first thing anyone will look at, it has to do three important things. It has to attract attention, it has to identify itself and it has to convey its purpose.

Your job is to ensure that it does all three but you might well be limited in the components you can use. Firstly, you may be doing a company or other organisation's newsletter, in which case you'll invariably have to include the corporate logo – or

An effective masthead can greatly increase the impact of your newsletter. Here Andrew Wright continues his practical guide to getting it just right

omnimark if you're feeling really pretentious.

Secondly, you may have to use a corporate typeface, which can be even more restrictive, believe me. Thirdly, some bright spark will

have had a brilliant idea for the name of the publication. It will invariably be utterly tasteless but as it's usually the managing director who dreamed it up, you'll be on thin ice if you try to change it.

With all these points considered, you are at last free to be as artistic as your software, your time and your talent allow. However, time spent with pen and paper will seldom be wasted, so doodle away

until the idea starts to take shape. Once you have a paper design, think about which bits will need to be done in a graphics package and which can be done in the DTP software. Be careful with tints – if you're photocopying the newsletter, anything up to 30 per cent can look faint or patchy while heavier tints in excess of about 70 per cent will inevitably smudge unless you use a really top end copier.

You will already know whether colour is in your budget but there is one cheap way of adding colour that not everyone thinks of. If you are producing the newsletter weekly or monthly and there are likely to be a good number of issues, you could have the masthead pre-printed in two or more colours, either on A3 paper (for folding to A4) or single A4. Do it in bulk and it isn't likely to be expensive.


CONTRASTING

When designing the main components of the masthead, consider the following points. Do you need a subtitle, perhaps to explain the purpose of the newsletter? If so, does it need a contrasting typeface? Does one word need to be more prominent, perhaps in upper case or heavier type?

How big or obvious should the logo be? Can it be integrated into the name? Is there a good visual pun you can use to grab attention and at the same time convey purpose? The most common is where one letter is replaced by a similar graphic relating to the topic.

● *More next month – if you've designed a good masthead why not send it in? There'll be freebies for the best – not to mention an honourable mention in these pages!*

The masthead with everything – note the logo, subtitle, date and volume information



On the grid

Select a grid that's appropriate to the newsletter you're designing. If there are likely to be lots of graphics your grid should be able to cope with three to four to a page.

If not, it should be flexible enough to handle various different arrangements of text such as boxes, panels and so on. Try to incorporate reasonable margins – there's nothing worse than trying to hold a photocopied sheet that leaves ink on your hands!

White space is vital too which is one reason for the increasing popularity of non-uniform grids. I particularly like the three column grids where one of the outside columns is thinner than the others. It can be kept blank if there's lots of text, or used for small graphics, captions and boxes.

Single column grids give a kind of "newsy" appearance, particularly if

used with a monospaced typeface that looks as if it's hot off the press. This can be very useful for a weekly newsletter.

Two column grids are still popular. They have a classical simplicity that conveys a staid, authoritative content but the layout can be boring (though quick and easy to lay out).

Three or four columns is far and away the most popular design and the reasons are obvious once you start using them. The text doesn't have to be too small, plenty of variation is possible and the whole look of the publication is of a mini-newspaper, which, after all, is exactly what a newsletter is supposed to be.

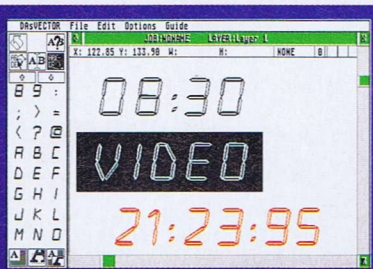
A three-column layout – one of the most popular grids



Font
THE MONTH

There are shareware fonts out there by the bucket-load so if you're looking for inspiration, why not order a few disks' worth from your favourite PD library or get online and join CIX or CompuServe, where there are vast repositories of the things?

This month's example is an unusual font that could go down well in many designs such as those for sports club newsletters (a digital stopwatch?) or video clubs. Called Diodes Light, it comes as a shareware Postscript Type 1 font and is well worth tracking down.



Diodes Light could be useful – or so I'm LED to believe...

Whether your business is doing well or struggling, the appliance of some of the techniques discussed below, using the power of your ST or Falcon and peripherals for much of the donkey work, can bring improved results.

The really wonderful thing about marketing is that, although the rewards can be great, the marketing operation does not have to be costly.

Marketing can be divided into two main areas: market research, the kind you do when starting a business or launching a new product and which is concerned with the market you are selling to; and product or sales marketing, which includes pricing and promotion (some experts call the former "market research" and the latter "marketing research"). Firstly, let's take a look at market research.

MAGAZINES

Research studies on a variety of trades are carried out by organisations like Key Note and Mintel. Their reports are available at larger public libraries. Trade magazines and trade shows are also excellent sources of information.

The first step as far as local research is concerned is establishing how many similar businesses there are in sufficiently close proximity to affect your local market.

Speaking to people in the same business in a different part of your region, and to the sales representatives of the firms who will be supplying you with your business materials and day-to-day needs, can reveal much about the trade in your area.

Be perfectly clear about whether you are selling to the trade or to the end users of your product.

Trade customers expect credit of anything from a week to 30 days,

sometimes as much as 90 days – whereas private customers will generally pay immediately or do their own deal with a finance company, unless you plan to be a credit broker as well.

When researching trade customers, list the firms that may be interested in your product or service. Local and national trade directories, newspaper and magazine advertisements and Yellow Pages can be helpful.

Find out the views of these companies on what you propose to provide them with. Send them samples or provide a free sample service if possible, and you will also need to be specific about pricing.

Use your database, word processor and other relevant software to their fullest extent. Be prepared to attend meetings with potential trade customers whenever and wherever you are invited.

If you are dealing with the general public, establishing who is likely to buy what from you may be more difficult. Speak to people already in the business whose customers are likely to be similar to your own.

A well-designed questionnaire (use your DTP package if you have one, or a good word processor) can be an effective and relatively cheap way of gauging the public's requirements or their receptiveness to a new idea.

Try out your competitors' products and services where possible, and obtain pamphlets, sales literature and price lists. If you can, talk to competitors' customers, but don't put them under any pressure.

Remember that limited companies must file annual accounts and returns, to which the public has access for a small fee. Details of

companies registered in England and Wales are available by post from Companies House, Crown Way, Cardiff CF4 3UZ, phone 0222 388588, or by visiting Companies House, 55-71 City Road, London EC1, phone 071-253 9393.

For companies registered in Scotland, details can be obtained by post or by calling at Companies House, 100-102 George Street, Edinburgh EH2 3DJ, phone 031-225 5774.

If the companies are in Northern Ireland, contact Companies Registry, IDB House, 64 Chichester Street, Belfast BT1 4JX, phone 0232 234488. Use your database to keep all your competi-

be cheap. If you can't afford a stand, try attending shows as an individual, finding out what you can from others and floating your own ideas when you find the right people, even showing them your products if they are not too large to take along with you – but be careful not to offend the organisers or people who have taken space at the show.

Other tests you can do on your own include mailshots – write personalised letters to potential customers asking them to indicate their interest in your product or service. Provide them with a form and pre-paid or stamped envelopes for their replies.

Or you could try leaflets. These

No matter how small your business, effective marketing is essential if you are to reach anything like full sales potential, explains Richard Williams

Market

tors on file, making sure you have sufficient fields to keep all relevant information about them.

Knowledge of the public's reaction to your products, services or your ideas of what they should be is essential.

Trade shows and exhibitions are obvious opportunities, but taking a stand at one of these is unlikely to

should be simple, straight to the point and easy to understand. You can distribute them as loose inserts in magazines or newspapers (your chosen publication's advertising department will provide full details), post them through letter-boxes yourself or leave them in places where you know people in your target market congregate.

Picking the right tools for the job

One piece of hardware you will definitely need apart from your computer is a printer. The advice for those involved in marketing is: Go for the best you can afford.

Basically, there are four types of printer you can consider. Dot matrix printers generally produce the lowest quality. While it's not strictly true to say they have no place in marketing operations, if you plan, for instance, to produce your own leaflets, mailshots and questionnaires, you will most likely want a higher standard of output than most dot matrixes can provide.

Although inkjets are capable of higher quality than dot matrixes, the cheaper ones in particular may produce results of insufficient quality in many marketing contexts.

However, the likes of Canon's new BJC600, offering full colour printing at £500 or less, represent incredible value. The results are not far below laser quality.

Laser printers are best if you need high resolution printing – but in mono only unless you've just had a substantial windfall. Very closely allied

to lasers are the new LED printers. These feature a strip of microscopic light emitting diodes, rather than the laser's single light beam and mirrors, to produce excellent results.

Anyone planning a marketing campaign and using an ST or Falcon to help save time and effort will need a minimum of a word processor and, for storing vital information, a database.

A word processor with its own integral mail merge facility so that you can print the same letter, form or questionnaire, but with each copy personalised for hundreds, even thousands, of different people, is the kind to go for, unless you find one which works in conjunction with a database you already have or plan to by to achieve the same results.

On the database side, don't forget that a relational database, as opposed to the flat file type, can show you information from several "linked" files simultaneously, with fairly obvious advantages.

A spreadsheet, preferably with charting facility, will prove very useful for number-crunching the results of any surveys you do, working out likely market shares, and dozens of other tasks.

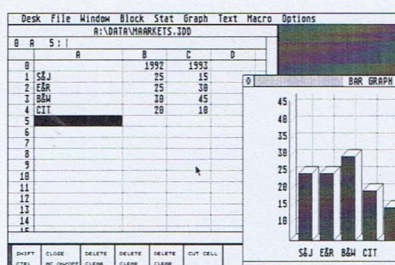
And of course there's advertising. There's nothing wrong with advertising your product, even if it's not quite available yet, in order to gauge the public response.

If you state that people should return a form or write to your business address (or telephone) for more information, you are not saying that the product is available, but you will still get some idea of the response, and many of those who reply may become customers if you proceed to production.

Sample products are often taken or sent to the trade before full production commences. You can try them out on private customers, too.


Researching the present size of the market and judging whether your entry into it will grow the market are the first two steps towards predicting your market share.

A number of organisations produce pocket books and reports listing current market shares for most kinds of industry, the *Marketing Pocket Book* produced



Using Microdeal's 3D Calc spreadsheet to work out market shares

Use a good quality word processor to produce your press releases. With First Word Plus, for instance, it's easy to include graphics as well



customers from competitors requires a product with an excellent unique selling point, a very competitive price, exceptionally high quality, a brilliant advertising campaign, or any combination of

people you can provide with your service in a month or whatever period is appropriate, include your best estimate of your share.

And so to the sales marketing – second major area. The priorities here must be to get your pricing right, and to locate and impress your potential customers.

If you manufacture a product, the selling price should be the cost of raw materials per unit plus (total overheads divided by total unit production) plus mark-up plus VAT. The latter is only included if you are VAT-registered.

Don't forget to include labour costs in total overheads, even if you are the only person involved in the business. Individuals should base their labour costs on what an employee doing the same work would cost.

OVERHEADS

Wholesalers or retailers should add together net cost, mark-up, overheads associated with the item and, where appropriate, VAT.

Pricing of a service is normally based on labour rates and the number of people and time it takes to provide the service, plus material costs, overheads and, of course, the mark-up.

Remember, if a product's price works out at, say, £3.03, the sales edge you will achieve by charging £2.99 may well pay for the 4p price reduction, although you should always be careful when squeezing margins.

On the other hand, if the price comes out at £3.85, the psychological difference between that and £3.99 is quite possibly so insignificant that you may as well add on the extra 14p provided your competitors are not all charging around £3.50 for something similar, in which case you may need to

reduce costs in order to undercut them.

It all depends on the quality of your product and the public's perception of it, the state of the market and the level of competition.

Mark-up in all cases needs to be sufficient to provide you with reasonable drawings from the business and to provide for future investment, but not so great that the price of your product becomes uncompetitive.

Armed with a good product/service and a sensible price, you now need to find customers. How you establish a good customer base varies from one kind of business to another, but lucky is the business person who can afford to sit and wait for customers to beat a path to their door.

In some cases – and particularly for mail order businesses – a research or database agency may be of great help, but you will have to pay, of course. ACORN (A Classification Of Residential Neighbourhoods) is probably the best known of the neighbourhood classification systems.

TARGET AREAS

This identifies 30 neighbourhood types – from agricultural areas to private flats occupied by older single people – and was developed by CACI Market Analysis.

Other systems include PIN (Pinpoint Identified Neighbourhoods) and MOSAIC, by Pinpoint Systems and CCN Systems Ltd respectively. Any of the systems should enable you to target areas – on a local, regional or national basis – where direct mail, catalogues and advertising leaflets are most likely to succeed.

In addition, the Royal Mail has developed CLS, a system which analyses buying, reading and viewing habits using neighbourhood classification systems and data from other major audits and surveys.

Alternatively, you can buy mailing lists from a variety of sources. For instance, groups with particular interests are often served by particular magazines, many of which will sell you their subscription lists.

Useful contacts

NTC Publications.....0491 574671
A range of books containing valuable market statistics.

Chartered Institute of Marketing0628 524922
For information on marketing courses and guides.

forces

annually by NTC Publications being one excellent example.

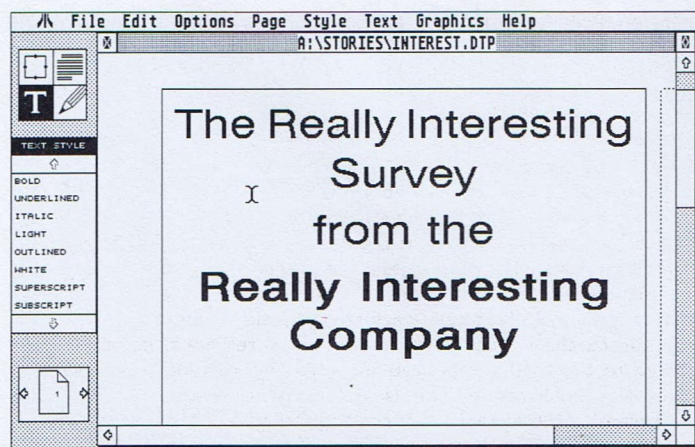
Properly conducted market research will leave you in no doubt as to whether you are likely to grow the market, or need to win customers from your competitors.

Do bear in mind that, even to grow an extremely buoyant market, your product will have to be of good quality and represent reasonable value for money. To steal

those things, possibly including all four.

With the results of your detailed market research gathered in, use your spreadsheet's charting facility to make graphs, showing the size of your market and your competitors' current shares.

Having researched public or trade perception of your product or service, knowing how much you can produce or how many



Looks like a Really Interesting survey – just the sort you can produce using a DTP package like Timeworks

THE UPGRADE SHOP TEL 0625 503448

37 CROSSALL STREET, MACCLESFIELD, CHESHIRE SK11 6QF
Mon-Fri 9am-8pm, Sat 9am-5pm for orders and technical support.
Same day service available for upgrades and most repairs.

PLEASE RING BEFORE YOU BRING.



All prices include VAT @ 17.5%
but exclude delivery (see below)
Please make cheques payable to
THE UPGRADE SHOP.
1 year warranty on memory and
other products. 3 months on repairs.
Prices subject to change without
notice

UPGRADES AND REPAIRS

MARPET XRAM DELUXE KIT

For STF/STFM. These kits use Simms to Upgrade to a maximum 4Mb. Same day fitting service available for only £10.00. If you have any problems fitting a kit, return it to us and we will be happy to do it.

XRAM UNPOPULATED	£28.99
520 to 1Mb	£37.99
520 to 2Mb	£CALL
520 TO 4MB	£CALL

DOUBLE UPGRADE 1MB XRAM AND 1MB DRIVE **£77.00**

FOR OTHER VARIATIONS PLEASE CALL

STE KITS

All STE kits include comprehensive fitting instructions and a ramtest disk. Same day fitting available for only £5.00

520 to 1Mb	£9.99
520 to 2Mb	£CALL
520 TO 4MB	£CALL

REPAIRS

At affordable prices, fully trained engineers for a reliable repair. No fixed charge, all jobs are quoted for individually, standard 3 months warranty

We also supply and fit high density modules and drives, accelerator cards, PC Emulators, TOS 2.06 etc.

Fitting service only **£10.00**

SUNDRIES

POWER SUPPLIES for STF(M), STE

New plug in replacement.....£33.99

INTERNAL REPLACEMENT DRIVE KIT

High quality mechanism with instructions and standoffs
1Mb or 2Mb drive supplied.....£39.99

ELCO HIGH DENSITY MODULE

Double your drives storage capacity
(2Mb replacement drive required).....£39.99

OVERSCAN FOR ST, STF(M)

Remove the border and get more workspace.....£39.99

TOS 2.06 FOR ANY ST

Update your operating system.....£57.00

PC SPEED EMULATOR ST STF(M), STE.....£60.00

AT SPEED EMULATOR ST, STF(M).....£139.00

AT SPEED EMULATOR STE.....£149.00

REPLACEMENT 290 DPI MOUSE.....£9.99

Good quality very smooth.....£9.99

MONITOR SOUND BOX

Give your silent mono monitor sound.....£20.99

MONITOR SWITCH BOX

Switch between mono and colour mode.....£17.99

with sound.....£25.99

COMPUTERS

ATARI STFM and FALCONS
RING FOR AVAILABILITY

TUS HARD DRIVES

Full range of high quality SCSI hard drives available for the ST & Falcon.

From bare enclosures, cables, drives, etc. to complete systems, we can supply the one for you.

Please phone or write to the above address for a brochure of products.

TUS MONO MONITOR

The TUS mono monitor can be used on the ST, Falcon or PC without modification. Displays from 640 x 400 (ST - overscan compatible) to 1024 x 768 (Falcon or PC). Supplied with ST adaptor cable.....£129.00

DELIVERY CHARGES

Postal delivery for small items £3.00.

NEXT DAY courier delivery £7.00 (fully insured)

Courier pick up and return delivery service for upgrades and repairs £13.00

COLOUR KITS for MONO PRINTERS

Ever wished you'd bought a colour printer instead of a mono one? Wouldn't it be nice to print out pictures in 'colour'? Now you can with Atari 'FlexiKolor Kit'. Each Atari FlexiKolor kit comes complete with everything you need to print in colour, including superb software. The colour kit is simple to use, the ribbons fit exactly the same way as your black ribbons so it will not affect your guarantee. Also on all models listed below

paper alignment is automatic, you do not have to manually align. PRINTS AS GOOD AS COLOUR PRINTER. If your printer is not listed below please phone. Atari FlexiKolor kits for Star LC10, LC20, all Star 24 Pin. Panasonic 1080/81/1123/1124. Epson FX80, LQ100, LQ400, LQ800 etc. Citizen 120D+, NEC P6, P6+, Seikosha 1900+. Please note colour kits come complete with coloured ribbons. COMPLETE KIT £39.95

FLEXIDUMP PLUS 2

THE COLOUR SOFTWARE FOR YOUR COLOUR PRINTER

- ★ Total colour control
- ★ Balance control for picture enhancement
- ★ Select area to be printed
- ★ Select size to be printed
- ★ Page control
- ★ Colour sieve
- ★ Ink correction
- ★ Automatic poster mode for larger than A4
- ★ Gamma correction (fully adjustable and saveable)
- ★ Spooler for colour letterheads etc
- ★ Multiple copy control
- ★ Colour correction
- ★ Colour/mono catalogue function
- ★ Imports a large range of file types including (IMG) larger than screen size, tiny, Spectrum 512, IFF, Degas, Neo, IFF (Amiga), HAM (Amiga) yes you can even print Amiga pics.
- ★ Colour separation (Print colour on your Bubble Jet)
- ★ Dot pattern control
- ★ Pattern rotate
- ★ Ideal for T-shirt printing
- ★ Now with 'smooth' control, get rid of those jagged edges.
- ★ Large range of dithering (dot pattern) modes.
- ★ Run in any resolution, view, manipulate and print in any other resolution
- ★ Colour catalogue function will print a miniature of each picture configurable between 1 to 8 across
- ★ Will drive 9 or 24 pin Star, Citizen Swift, Panasonic, NEC, Epson, Canon etc. The colour pictures possible with this new version will astound you.

STILL ONLY £39.95 inc

UPGRADE FLEXIDUMP PLUS TO FLEXIDUMP PLUS 2,

ONLY £11.95 inc. RETURN MASTER DISKS

T-SHIRT PRINTING RIBBONS

PRINT ON NORMAL PAPER IRON ON T-SHIRT

4 Colour Citizen Swift.....	£29.95
4 Colour Citizen Swift (Reload).....	£14.95
4 Colour Star LC10.....	£14.95
4 Colour Star LC200 9 Pin.....	£19.95
4 Colour Star LC200 9 Pin (Reload).....	£12.95
4 Colour Star LC200 24 Pin.....	£29.95
4 Colour Star 24 Pin (Reload).....	£14.95
4 Colour Seikosha SL95.....	£29.95
4 Colour Seikosha SL95 (Reload).....	£14.95
1 Colour Citizen 120D/Swift.....	£11.95
1 Colour Star LC10.....	£11.95
1 Colour Star LC200 9 Pin.....	£11.95
1 Colour all Star 24 Pin.....	£11.95
1 Colour Epson FX80/LQ400/MX80.....	£11.95
1 Colour Epson LX80.....	£11.95
1 Colour Epson FX100.....	£11.95
1 Colour Panasonic KXP 1080.....	£11.95
1 Colour Taxan/Canon 1080A.....	£11.95
Heat transfer Pens 5 large red/orange/yellow/green/blue, Large pens have a marker size nib.....	£14.95 a set
Heat transfer Pens 5 small red/orange/yellow/green/blue, Small pens have a fine nib.....	£12.95 a set
HP DESKJET (T-Shirt Printing Ink) black refill.....	£14.95
HP DESKJET (T-Shirt Printing Ink) tri colour refill.....	£39.95
"TRANSFERLAQ" for putting prints onto ceramic, glass, aluminium etc. (for use with T-Shirt ribbons and inks).....	£14.95

How to order: Enclose cheques/PO made payable to:
CARE ELECTRONICS or use Access/Visa

ALL PRICES INCLUDE VAT AND CARRIAGE

Order Line 0923 894064

CARE ELECTRONICS

Dept STU, 15 Holland Gardens, Garston,
Watford, Herts, WD2 6JN.

Tel: 0923 894064 Fax: 0923 672102



PRINTER RIBBONS

Don't throw away your plastic printer ribbon cases when the ribbon wears out. Just take the top off, take out the old ribbon and reload it with a new one. It's simple. Full instructions supplied. Black reloads from as little as 99p each.

COLOUR PRINTER RIBBONS

Reloads for:-

Star LC200 9 Pin 4 Colour (Normal Ink)	1 Reload - £5.99.....	5 Reloads - £23.95
Star 24 Pin 4 Colour (Normal Ink)	1 Reload - £6.99.....	5 Reloads - £29.95
Citizen Swift 4 Colour (Normal Ink)	1 Reload - £6.99.....	5 Reloads - £29.95
Panasonic KXP2180/2123 4 Colour (Normal Ink)	1 Reload - £6.99.....	5 Reloads - £29.95
Seikosha SL95 4 Colour (Normal Ink)	1 Reload - £6.99.....	5 Reloads - £29.95

Ink ribbons also available in Gold, Silver, Magenta, Orange, Purple, Brown, Green, Blue, Red for a wide range of printers.

Special re-ink for Panasonic printers, Star LC200 9-pin, Epson LQ100 black bottle will re-ink 100+ ribbons.....£9.95

NO MESS INK REFILLS FOR HP DESKJET PAINTJET AND CANON BUBBLEJETS

"CARE THREE PACK" will refill HP51608A Cartridge 3 times. The Canon BC-01/SJ48 Cartridge 3 times. Three Pack available in Yellow, Magenta, Cyan, Red, Blue, Green, Brown, Purple, Black **£14.98 each.**

"TRI-COLOUR PACK" 3 refills of Yellow, Magenta and Cyan **£17.95.**

"CARE SIX PACK" will refill HP51608A Cartridge 6 times. The Canon BC/01 Cartridge 6 times.

6 PURE BLACK REFILLS ONLY **£24.95**

Please state type when ordering

Atari ST User May 1994 **89**

1st Computer Centre	19	Gasteiner	13, 38	ST Club	15
Analogic	11	Hi-Soft	OBC	System Solutions	9
Care Electronics	88	JCA Europe	47	The Upgrade Shop	88
Caspian Software	75	Ladbroke	6	Tumblevane PDL	47
CGS	IFC, 3	Merlin PD	47	Warpzone PDL	62, 63
Europress Direct	76, 77	New Age PDL	42, 43	Wright & Hayes	75
Fast Engineering	90	Power Computing	IBC	WTS	48
Floppyshop	48	Premier Mail Order	90		

FAST ST REPAIRS

Upgrades + Engineering requirements

**★ GUARANTEED
SAME DAY SERVICE**
£34.99 + parts
computers received by
11.00 a.m.

**★ NORMAL
SERVICE**
£24.99 + parts
(Typically 24 hrs)

Door to door pick up + delivery anywhere in
the U.K.

Also Mono + Colour Monitors

Central
London

FAST ENGINEERING

144, Tanner St., Tower Bridge, London SE1 2HG

Tel. 071-252 3553

Low Cost upgrading

STE to 1Mb	£13.99
STE to 2Mb	£49.99
STFM to 1Mb	£44.99
STFM to 2.5Mb	£79.99
TOS 1.4	£25.00
TOS 2.06	£POA
Double Sided Drive	£47.00
Power Supply	£39.95
Power Supply (Replace)	£25.00
Fitting for the above from	£15.00

Premier Mail Order

Please send cheque / PO (made out to Premier Mail Order) / Access / Visa No. and expiry date to:

Dept STU98, 9-10 The Capricorn Centre, Cranes Farm Road, Basildon, Essex SS14 3JJ. Tel: 0268-271172 Fax: 0268-271173

Telephone orders: Mon-Fri 9am-7 pm and Sat & Sun 10am-4pm, We Are Open 364 Days A Year

P&P and VAT is included for all UK orders. Please add £2 P&P for Europe and £3.50 for Rest of the World

Next day delivery service available £4 per item. Some titles may not be released at the time of going to press. Most titles are despatched same day, but can take up to 28 days (E&OE)

1st Division Manager	6.99	F29	10.99	Lords of Chaos	8.99	Storm Master	8.99	
A320 Airbus Europa Edition	22.99	FA Premier League Football (1 Meg)	17.99	Lotus Esprit Turbo Challenge	7.99	Streetsfighter 2	12.99	
A320 Airbus USA	22.99	Face Off Hockey	8.99	Lure of Temptress	(see The Greatest)	7.99	Strider	7.99
AV8B Harrier Assault	22.99	Fantastic Worlds	22.99	M1 Tank Platoon	12.99	Striker	8.99	
Addams Family	8.99	Fantasy World Dizzy	6.99	Magic Boy	17.99	Strip Poker 2 + Data	6.99	
Air Support	19.99	Fast Food Dizzy	6.99	Manchester United Europe	7.99	Super Cauldron	17.99	
Alien 3	19.99	Fire and Ice	16.99	Megatwins	8.99	Superfighter	17.99	
Another World	12.99	Firehawk	14.99	Metal Mutant	8.99	Superski 2	8.99	
Archer Maclean's Pool	16.99	First Samurai + Mega Lo Mania	19.99	Midwinter	10.99	Super League Manager	17.99	
Atomino	9.99	Flight of the Intruder	10.99	Midwinter 2	14.99	Super Space Invaders	8.99	
Award Winners (512K)	19.99	Flight Simulator 2	24.99	New Zealand Story	8.99	Switchblade 2	8.99	
Awsome	9.99	Flight Sim 2 Great Britain Scenery	26.99	Nicky 2	17.99	Team Yankee 2 (Pacific Islands)	19.99	
B17 Flying Fortress	22.99	Flight Sim 2 Western Europe Scenery	13.99	Nick Faldo	22.99	Tennis Cup 2	8.99	
Bart vs The World	17.99	Flight Sim 2 Japan Scenery	13.99	Nigel Mansell World Champ	19.99	Tetris	14.99	
Batman Returns	16.99	Flight Sim 2 Hawaiian Scenery	13.99	Night Shift	10.99	The Adventures of Robin Hood	12.99	
Battlehawks 1942	10.99	Flight Sim 2 USA No. 7 Washington	13.99	No Second Prize	17.99	The Final Conflict	6.99	
Bart vs the Space Mutants	8.99	Flight Sim 2 USA No. 9 Chicago	13.99	Obitus	9.99	The Greatest	21.99	
Blue Angels	8.99	Flight Sim 2 USA No. 11 Detroit	13.99	One Step Beyond	13.99	The Patrician	22.99	
Board Genius	19.99	Flight Sim 2 USA No. 12 New York	13.99	Operation Hammer	8.99	The Immortal	10.99	
Boston Bomb Club	8.99	Footballer of the Year 2	7.99	Operation Stealth	11.99	Thunderstrike	7.99	
Bully's Sporting Darts	8.99	Formula One Champions	17.99	Parasol Stars	8.99	Toki	8.99	
Caesars	19.99	Formula One Grand Prix	22.99	Pirates	10.99	Tornado	22.99	
California Games 2	16.99	Fort Apache	6.99	Police Quest 1	12.99	Toyota Celica GT Rally	6.99	
Campaign (512K)	22.99	Ghostbusters 2	7.99	Populous & Promised Lands	12.99	Trolls	16.99	
Cannon Fodder	19.99	Goal	20.99	Powermonger & WW1 Data Disk	12.99	Turbo Challenge	8.99	
Championship Manager 93	16.99	Graham Gooch (1 Meg)	11.99	Premier Manager	17.99	Turbo Challenge 2	8.99	
Championship Manager 94 Season Disk	8.99	Graham Gooch Second Innings	11.99	Premier Manager 2	17.99	Turbo Challenge 3	16.99	
Chaos Engine	16.99	Graham Taylors Soccer Challenge	8.99	Prince of Persia	6.99	U96	22.99	
Civilisation	22.99	Gunsling	10.99	Pro-Tennis Tour	8.99	Ultimate Golf	6.99	
Cohort 2	19.99	Gunsling 2000	22.99	Rampart	16.99	UMS Compilation	27.99	
Combat Air Patrol	19.99	Hard Driven 2	8.99	RBI Baseball 2	7.99	Utopia	8.99	
Creatures	16.99	Hard Nova	8.99	Reach for the Skies	19.99	War in the Gulf	20.99	
Crime City	6.99	Heroquest	7.99	Rick Dangerous	7.99	When Two Worlds War	19.99	
Cruise for a Corpse	12.99	Hill Street Blues	8.99	Risky Woods	8.99	Winter Sportsports	16.99	
Crystal Kingdom Dizzy	14.99	Hook	8.99	Robin Hood	10.99	Wizard	16.99	
Crystals of Aborea	8.99	Huckleberry Hound in Hollywood	8.99	Robinsons Requiem	19.99	WWF1	8.99	
Cybercon III	10.99	IK+	6.99	Robocop	6.99	WWF2	8.99	
Cyberspace	22.99	Int. 3D Tennis	7.99	Robocop 3	10.99	Zool	16.99	
D Day	22.99	Int. Rugby Challenge	17.99	Rookies	17.99			
Dizzy Collection	16.99	Int. Sports Challenge (512K)	19.99	Rorke's Drift	6.99			
Dizzy's Excellent Adventure	16.99	Ishor	19.99	Scrabble	20.99			
Dogfight	22.99	Jaha, gir Khan World	7.99	Secret of Monkey Island	12.99			
Double Dragon 2	7.99	Championship Squash	7.99	Sensible Soccer (92/93)	16.99			
Dynablast	19.99	Jimmy White's Snooker	(see The Greatest)	Shadow Lands	8.99			
Elite 2 (Frontier)	19.99	Killing Game Show	9.99	Shuttle	(see The Greatest)			
Elvira The Arcade Game	16.99	Kingsmoker	22.99	Shinobi	14.99			
European Champions	17.99	Knights of the Sky	12.99	Sim City + Populous	19.99			
European Super Soccer	16.99	Laser Squad	8.99	Slicks	14.99			
Eye of the Beholder	12.99	Leander	9.99	Space Crusade	8.99			
Eye of the Storm	19.99	Legends of Valour	24.99	Spellbound Dizzy	6.99			
F1	17.99	Lemmings 2 (The Tribes)	19.99	Starblade	8.99			
F15 Strike Eagle 2	14.99	Lemmings Double Pack	19.99					
F19 Stealth Fighter	12.99	Loom	12.99					

JOYSTICKS/ACCESSORIES

10 Capacity 3.5" Disk Box	1.99
40 Capacity 3.5" Disk Box	4.99
50 Capacity 3.5" Disk Box	5.99
80 Capacity 3.5" Disk Box	6.99
100 Capacity 3.5" Disk Box	7.99
Cheetah 125+	7.99
Cheetah Bug	11.99
Competition Pro Extra	14.99
Freewheel Steering Wheel	24.99
Gravis Activ. Switch Joystick	22.99
Gravis Gamepad	15.99
Mouse Mat	1.99
Quick Joy Top Star	17.99
Quick Joy 2 Turbo	10.99
Quick Joy Jet Fighter	10.99
Quick Joy Pedals	17.99
Suncom Tac 2	7.99
Suncom Slik Stick	5.99
Wico "G" Stick	4.99

EDUCATIONAL

Better Maths (12-16 GCSE)	13.99
Better Spelling (8+)	13.99
Cave Maze (8-12)	9.99
Fraction Goblins (8-13)	9.99
Fun School 2 (UNDER 6)	6.99
Fun School 2 (6-8)	6.99
Fun School 2 (8-11)	6.99
Fun School 4 (UNDER 5)	16.99
Fun School 4 (5-7)	16.99
Fun School 4 (7-11)	16.99
Junior Typist (5-10)	10.99
Maths Dragons (4-8)	13.99
Maths Mania (6-12)	9.99
Noddy's Play Time (3-7)	16.99
Picture Fractions (7-10)	9.99
Reasoning with Trolls (5-12)	9.99
The Three Bears	13.99
Tidy The House (6-10)	9.99

SPECIAL OFFERS

Breach 2	5.99
Chaos Strikes Back	5.99
Charge of the Light Brigade	5.99
Conflict Europe	4.99
European Championship 1992	5.99
Kick Off + Extra	4.99
Psycho Selection Soccer	9.99
Sabre Team	9.99
Shadowlands	9.99
World Class Rugby (5 Nations)	9.99

3.5 BLANK DISKS

	TDK	VERB	PRECISION	UNBRANDED	RECYCLED
10	7.99	6.49	5.99	4.50	
20	14.50	11.99	10.99	8.50	
30	21.99	17.49	15.99	12.00	
40	28.49	21.99	20.49	15.00	
50	35.00	26.00	23.99	17.50	
100	65.00	49.99	44.99	35.00	

POWER COMPUTING LTD

44a/b Stanley Street Bedford MK41 7RW

SuperMon

SuperMon comes with all the features of the 'Ultimate Ripper' and more. Some of the features included with SuperMon are: Program switcher- allows to programs to be in the memory simultaneously and switched between at the touch of a key, Printer spooler- allows files to be printed at the same time as other tasks, Comprehensive debugger- disassemble programs and step through them, intercept OS calls, search memory or find where a routine is called from automatically, Diagnostics function- check the internal functioning of your ST disk analyser, custom format disks, read/write sectors, hide files, Utilities- the SuperMon also has many utility functions available, including reset proof RAM disk, mouse trap function, time display, screen snapshot and 50/60Hz toggle.

Ultimate Ripper **£25**
Including SuperMon..... **£35**

Miscellaneous

Atari Mouse..... **£15**
Power Clock..... **£17.99**
Optical Mouse..... **£29.95**
Replacement optical mat **£10**
100 Branded disks + box..... **£49**
10 Branded disks **£5**
Intruder 1 joystick..... **£29.99**
Maverick 1 joystick **£15.99**
Apache 1 joystick **£7.99**

Order Form

Name
Address
Postcode
Telephone No.
System Owned
Description
I enclose a cheque/PO for £
Credit Card No.
Expiry Date
Signature

Delivery next day £5.00 2-3 days £2.50 Saturday £10.00 deliveries are subject to stock availability.
Please make cheques payable to Power Computing Ltd

Power Drives

PC720B, the award winning external disk drive which includes a virus blocker, built-in Blitz Turbo and is able to boot from drive B.

PC720B..... **£60**
PC720P (inc. PSU) **£55**
PC720I (internal) **£39.95**
(360K upgrade drive, needs case modification)
PC720 OI (official) **£45**
(720K internal replacement drive)

Power Scanner

The award winning scanner from Power Computing allows you to scan up to 400DPI in real-time greyscale, with autoscanner rate detect. The scanning software included allows you to edit and manipulate any image you scan.

Power Scanner **£99**
Power Scanner with OCR..... **£149**

Ring Interruption

Use with Ultimate Ripper or SuperMon. Stop games or programs in their tracks, search for infinite lives and hack with code. A press of the key and the program is restarted.

Ring Interruption **£15**

Memory

1MB Simm **£35**

Drive B Cable

If you have an internal drive that is not compatible with 'boot from drive B', this cable will solve your problem.

Drive-B cable **£9.95**

Blitz Turbo

Back-up disks at lightning speeds, Blitz copies from the internal to the external drive and cleverly by-passes your ST's controller chip. In around 40 seconds you can back-up an ST disk, what's more you can switch between your disk drive and Blitz Turbo without disconnecting your Blitz interface. (1988 Copyright act applies)

Blitz Turbo..... **£25**

CalCom v.32 bis

External fax and data modem including these many features:

- External Fax & Data modem
- Supports up to 57,600 bps
- Full Hayes AT command set supported
- Supports class 1, 2 and 3 fax commands
- Call back security
- Optional power on auto-dial
- Supports error correction + detection
- Leased line support
- Supplied with Amiga and PC software for Windows
- All cables & Power supply included

Calcom v.32 bis **£169**
Includes modem software

Prices are valid for the month of publication only. E & OE. All prices include VAT. Power Computing Ltd 1994. Goods are sold subject to our standard terms and conditions of sale and are available on request. Specifications and prices are subject to change without notice, and all trademarks are acknowledged. All Power Computing Ltd products come with a back to base 12 month guarantee.

TEL 0234 273000
FAX 0234 352207

Four Reasons not to Stay Single!

No, we haven't set ourselves up as a dating agency ... yet! In fact our latest product bundles may have just the opposite effect - HiSoft presents a range of brand-new MultiPacks that will sorely tempt you to stay quietly at home with your Atari computer.

These bundles are only available exclusively from HiSoft, for a limited time, and represent tremendous value for money.

Ordering Details

You can order any MultiPack by telephone, using Access, Mastercard, Visa, Switch, Connect etc. or by mail with a cheque or postal orders. All prices include UK VAT. Please add £2 postage and packing (we normally despatch within 5 working days) or £5 for a guaranteed, next-day delivery (subject to availability). If you live outside the UK, please call or fax for correct pricing.



Business Applications

K-Spread 2

powerful, flexible spreadsheet with a host of features

Personal Finance Manager Plus

keep track of your credit cards, gas/electricity bills, bank account etc.

The Home Office
MultiPack

£79.95

norm £169

Harlekin 2

complete set of essential utilities, including mini word processor

K-Graph 3

easy-to-use, yet powerful charting program for pie charts, line charts etc.

10011101
00110110
11110000

Programming

HiSoft C

great for learning the C language, includes full K&R tutorial

Tempus 2

super-fast and very configurable programmers' editor

The Coding
MultiPack

£79.95

norm £124

Devpac 2

standard 68000 development system with assembler/editor/debugger

Power BASIC

interactive, standard BASIC compiler with full ST libraries



Video/Music



VideoMaster

the fun, real-time video system for your ST/STe computer

ColourMaster

the RGB splitter for VideoMaster for superb colour stills

The Media
MultiPack

£129

norm £229

Replay Stereo

8-bit stereo sampling and playback on all STs

Concerto

compose & arrange any type of music with this complete MIDI system

Credit Card Orderline - phone 0525 718181



Utilities

Diamond Edge

advanced hard disk optimiser with medic facility

The Disk
MultiPack

Diamond Back 2

complete hard disk backup system with support for flopticals

KnifeST

easy-to-use disk recovery system for floppies and hard drives

£99.95

norm £144

DataLite 2


online compression system, saves up to 50% valuable disk space

All offers are subject to availability and expire on 31 May 1994.

HiSoft
High Quality Software

The Old School Greenfield
Bedford MK45 5DE UK.
Tel +44 (0) 525 718181
Fax +44 (0) 525 713716

All products on this page should be available separately from your local Atari dealer or directly from HiSoft. If you need any further information on any product (such as its memory requirements) please call us or write to us before ordering. Ask for our new 32-page Atari catalogue.



© Copyright HiSoft 1994. E&OE.